



基隆市 101 學年度國民小學提昇英語閱讀教學成效推動計畫

各校推動英語閱讀成果資料

學校名稱: 武崙國小	
教學者: 陳孟霞	
六年級學生數: 10 班、 278 人	
書籍封面照片	書籍介紹連結 <a href="http://www.kingstone.com.tw/english/book_page.asp?kmcode=2047000202681">http://www.kingstone.com.tw/english/book_page.asp?kmcode=2047000202681</a>  書籍簡介(可 copy 網路上的簡介資料) <ul style="list-style-type: none"><li>• 作者: <a href="#">Taback- Simm</a></li><li>• 出版社: <a href="#">Penguin Group USA</a></li><li>• 出版日: 1997/9/1</li><li>• ISBN: 0670869392</li><li>• 語言: 英文</li><li>• 裝訂: 精裝</li></ul> (金石堂網路書局)
書籍封面照片 	
閱讀教學流程: (可用文字敘述, 或照片說故事)	
<b>A. Before reading:</b> <ol style="list-style-type: none"><li>1. Review some of the vocabulary about animals which students learned before and also add new words from the storybook when we do the matching game. Keep practicing until they are all familiar with it. </li><li>2. Introduce the book to students, for example, the author, the book cover, and also the summary of the story. Then divide the students</li></ol>	

into several groups and give them the prediction sheet to jot down the order of animals the old lady swallowed .



**The old lady prediction sheet**  
Class: 601 Group: 3

What is your prediction?	What did you choose?	Were you right?
fly	fly	yes
spider	spide	yes
bird	bird	yes
cat	cat	yes
dog	dog	yes
horse	horse cow	yes
cow	cow horse	yes

### B. During reading:

1. Read the story out loud and emphasize the key sentences; meanwhile, write the order of the animals eaten by the old lady on the blackboard. Thus, students can check their prediction sheet to see if they are correct.
2. Since they get the big picture of the story, we can read the book line by line. Make sure students know how to read the new words and the key sentences.
3. Doing reading relay

### C. After reading:

1. Sing the nursery rhymes (Youtube)

<http://www.youtube.com/watch?v=eXQPD6OcugY&feature=related>


2. Give students different worksheet according to their learning levels.

( Worksheet 1)

There Was An Old Lady Who Swallowed A Fly

Class: 60104 Name: Jason

Write about what you would do if you swallowed a fly and draw a picture of the scene.



If I swallowed a fly, I will go to see a doctor and I feel very disgusting. It's because the fly is so dirty. The doctor can't do anything for me because he never saw anyone swallow a fly. I should take a rest in the bed all day, so I can't go anywhere to play with my friend and can't go to school. I feel sad. Finally, the fly gets out my body and I feel better now!

(Worksheet 2)

There Was An Old Lady Who Swallowed A Fly

Class: 601 Name: 李長茂 16

Write a sentence for each of The Lady and the Fly story spelling words.

lady

My mother is a real lady. ✓

swallow 燕子  
(swalob)

The swallow flies in the sky. ✓

fly

Waiter, there's a fly in my soup. ✓

don't

Don't make me come in there and get you. ✓

why

Why do you like this TV show? ✓

3/8





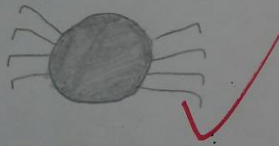





(Worksheet 3)

There Was An Old Lady Who Swallowed A Fly

Class: 601 Name: 陳亭如

Unscramble The Old Lady and the Fly story words, and then draw the picture of the words.

dlay → <u>lady</u> 	woc → <u>COW</u> 
drib → <u>bird</u> 	gdo → <u>dog</u> 
erspdi → <u>spider</u> 	shore → <u>horse</u> 
tac → <u>cat</u> 	lfy → <u>fly</u> 

3/8

備註說明:

1. 各校可以自己的方式進行教學成果介紹。
2. 案例以中文或英文寫均可。
3. 教學成果分享的目的是在於:
  - (1) 英語教師社群進行分享。
  - (2) 了解各校所採購的書融入教學歷程的情形，以供各校日後購書參考。
  - (3) 藉由分享讓本市英語閱讀教學更為多元。
4. 若六年級使用 2 種以上不同書籍進行閱讀教學，請在同一個檔案中自行增列

成果內容。  
感謝各位老師的辛苦，基隆的孩子有您真是幸福!