





General Knowledge

Browse the internet and find the answers.

1. Where is the Statue of Liberty?



2. Where can I see the ChiMei Museum in Taiwan?



3. Where is the Queens head?



4. Where is Mount Rushmore?



5. Where is this house, and what is it called?



Where is the Golden Gate Bridge?




4. Where can I see Disney world in the USA?



Where is the Kennedy Space Center?




Where can you see Niagara Falls?



Where is Yellowstone National Park?



Where is the Grand Canyon?



Which group of islands is part of the USA?



**StOp
the
BuS.**



At the airport.

**How many
words can
you write
down?**

At the airport





Passport
護照



Baggage Claim
行李提領



Luggage
行李



Boarding pass
登機證



Departures
出境



Arrivals
入境



A digital departure board with a black background and yellow text. At the top left is a yellow airplane icon. The title 'DEPARTURES' is in large yellow capital letters. Below the title is a table with three columns: 'Time', 'Destination', and 'Flight'. The table lists nine flights with their respective times, destinations, and flight numbers.

Time	Destination	Flight
19:30	BEIJING	R4 4509
19:30	ATLANTA	EB 7134
19:45	LONDON	DN 0045
19:40	NEW YORK	OD 7158
19:50	FRANKFURT	NP 6890
20:05	DUBAI	UC 1207
20:10	CHICAGO	EB 3436
20:20	TOKYO	R4 4581
20:45	PARIS	NP 1976

Departure board
起飛班機資訊板



Gates
登機門



Duty free
免稅商店



Customs
海關

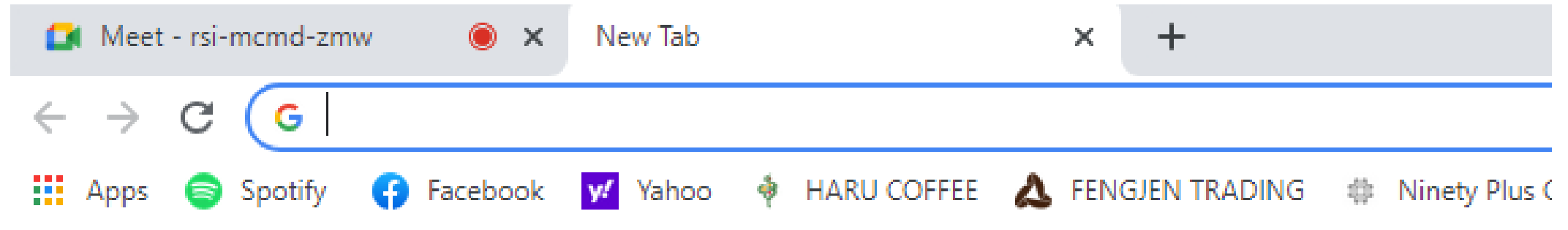


Lesson 2

Game Time



Step 1: Open a new tab.



Step 2: Type in Kahoot.it

Google

K! Kahoot.it



Kahoot!

Game PIN

Enter

A nickname is your name.



The image shows the Kahoot! login interface. It features a blue background with the 'Kahoot!' logo in white. Below the logo is a white input field labeled 'Nickname' and a black button labeled 'OK, go!'. A yellow speech bubble with a black border points to the input field, containing the text 'Students have to enter a nickname'. At the bottom, there is a link to 'getkahoot.com'.

Kahoot!

Nickname

OK, go!

Students have to enter a **nickname**

Create your own kahoot for FREE at getkahoot.com

How do we play?

First you need to look on teachers screen for the question.



Second, you need to go to the answer screen and choose your color.





Clip slide



The Taboos of Taiwan

1 Don't use red pen to write the people's name

不可以用紅筆寫人的名字



2 Don't stick chopsticks upright into a bowl of rice



不可以把筷子插在飯中央

DON'T

3

Keep away for saying "Four" in Chinese

⬆️ flip slide



不可以說四
-不吉利-

4

4






不可以夜間吹口哨不適宜



不可以送時鐘



Clip slide



不可以送刀子



Clip slide



不可以送鞋子



10

Not to give Umbrella

不可以送伞





不可以送鏡子



Clip slide

Culture in the USA.



Shake hands



Tip the waiter



Don't stick out your tongue





Don't take off your shows





Hidden Picture Game


















Lesson 3

Top 10 Most Famous Landmarks Around The World



<https://www.youtube.com/watch?v=mgw4wyswQfw>



Game Time




How do we play?

First you need to look on teachers screen for the question.

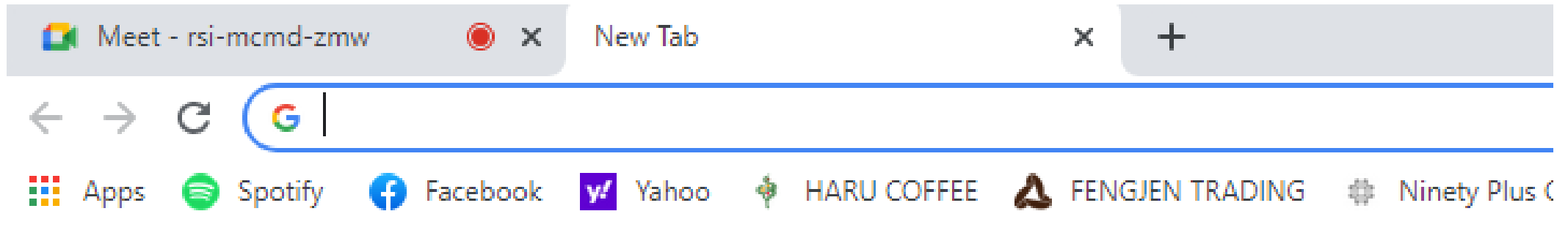


Second, you need to go to the answer screen and choose your color.





Step 1: Open a new tab.



Step 2: Type in Kahoot.it

Google

K! Kahoot.it



Kahoot!

Game PIN

Enter

A nickname is your name.



The image shows the Kahoot! login interface. It features a blue background with the 'Kahoot!' logo in white. Below the logo is a white input field labeled 'Nickname' and a black button labeled 'OK, go!'. A yellow speech bubble with a black border points to the input field, containing the text 'Students have to enter a nickname'. At the bottom, there is a link to 'getkahoot.com'.

Kahoot!

Nickname

OK, go!

Students have to enter a **nickname**

Create your own kahoot for FREE at getkahoot.com

My name is _____.

My friend is from _____.

I want to take him/her to _____ and
_____ because _____.

My favorite country is _____.