



英語口說教學與評量
說圖策略

English Oral Teaching Strategy
and Talking about Pictures

王佩蘭

從領綱學習重點看英語字彙教學(說)

2-III-3 能以簡易的英語介紹自己。

2-III-4 能以簡易的英語介紹家人和朋友。

2-III-7 能作簡易的回答和描述。

2-III-8 能作簡易的提問。

2-III-10 能複誦和吟唱簡易的歌謠韻文。

*◎2-III-11 能進行簡易的角色扮演。

From Learning English to Using English



Three ways to talk about the picture

- 1 、 Describe it.
- 2 、 Imagine it.
- 3 、 Talk about it.

background

← foreground

What can you see in the picture?(Describe)

Basic element: Vocabularies

Vases and
flowers

picture

files

Shelf

mask

doctor

computer

tune

desk

boy

Basic element: Vocabularies

7/4/2022

HOW
TO
ENGLISH

There are vases with some plants on the shelves.

The doctor is wearing a mask.

The boy is looking at the doctor.

There is a black computer on the desk.

From Vocabularies to Sentences

background

← foreground

What do you think about the picture?(Imagine)

Basic elements: 6W and Logic Thinking

Where are they?

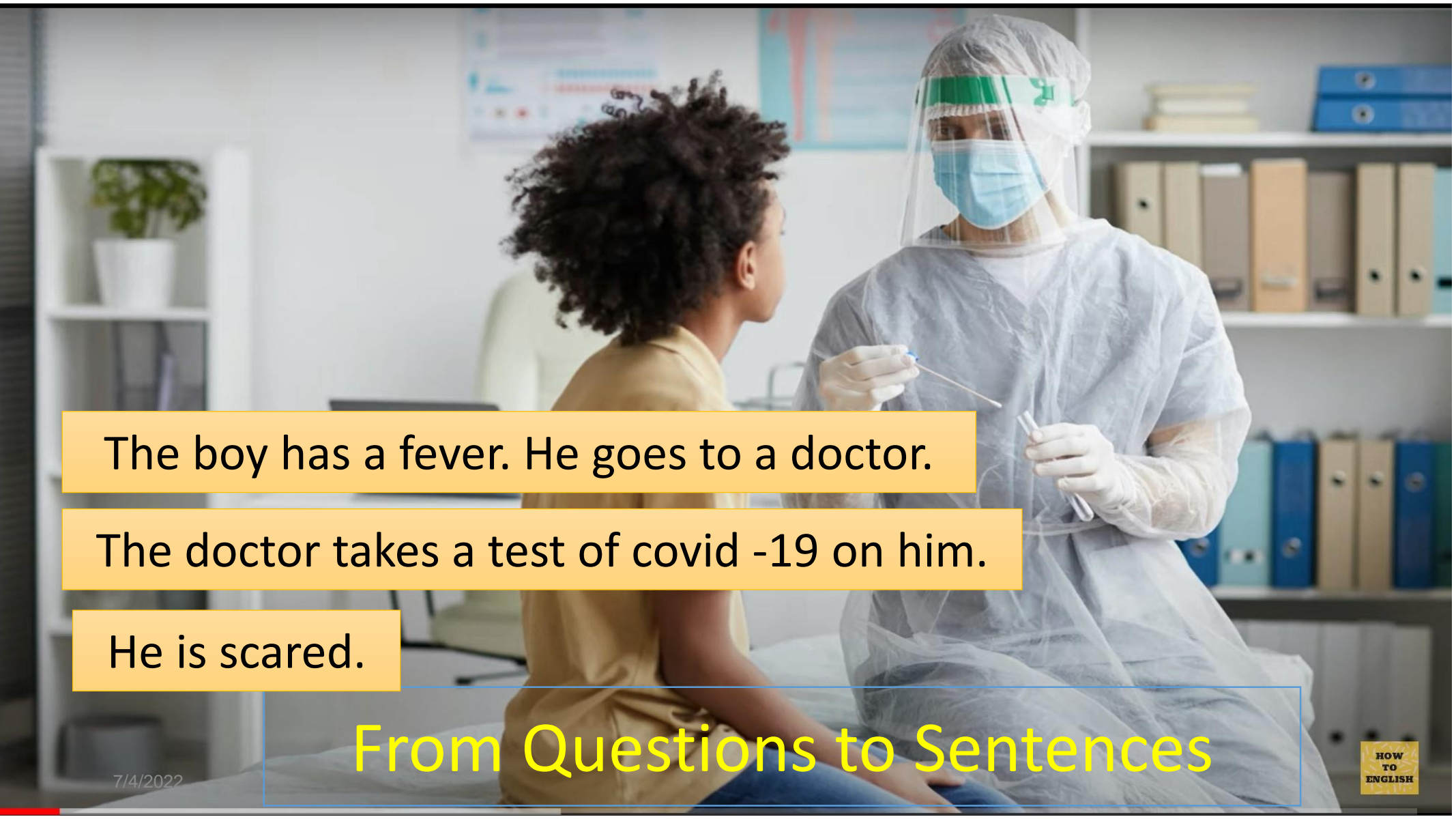
Who are they?

What are they doing (talking...)?

Why

How

Basic elements: 6W and Logic Thinking



The boy has a fever. He goes to a doctor.

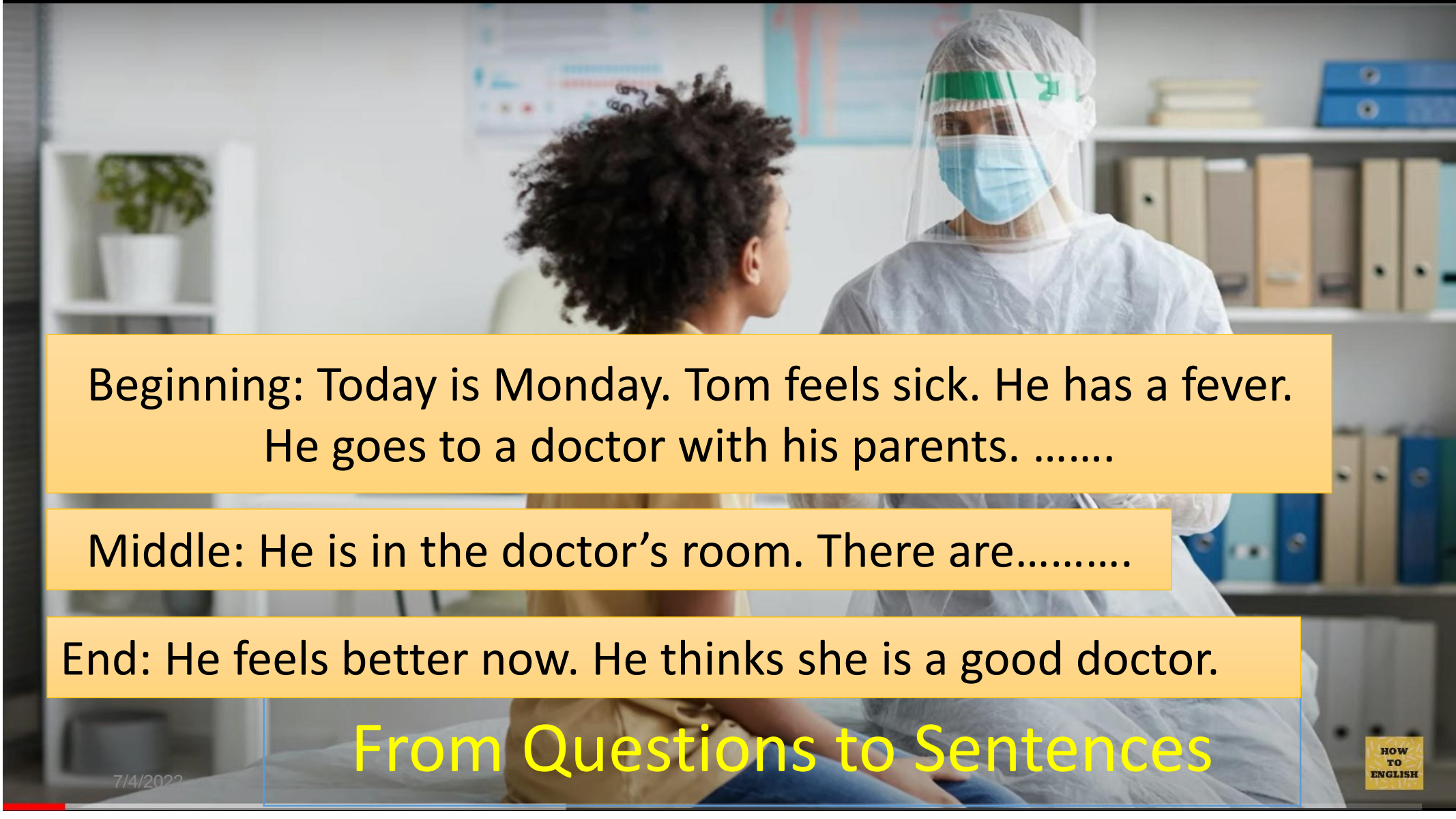
The doctor takes a test of covid -19 on him.

He is scared.

From Questions to Sentences



Can you talk about the boy's or the doctor's story? (Story Telling)
Basic elements: Beginning , middle, end



Beginning: Today is Monday. Tom feels sick. He has a fever.
He goes to a doctor with his parents.

Middle: He is in the doctor's room. There are.....

End: He feels better now. He thinks she is a good doctor.

From Questions to Sentences

From Learning English to Using English



What's the teaching instruction below?

- 1 、 Describe it.
- 2 、 Imagine it.
- 3 、 Talk about it.

Describe it.



設定



What can you see in the picture? Ex: I can see a boy.
He is smiling. And what else?

Imagine it.



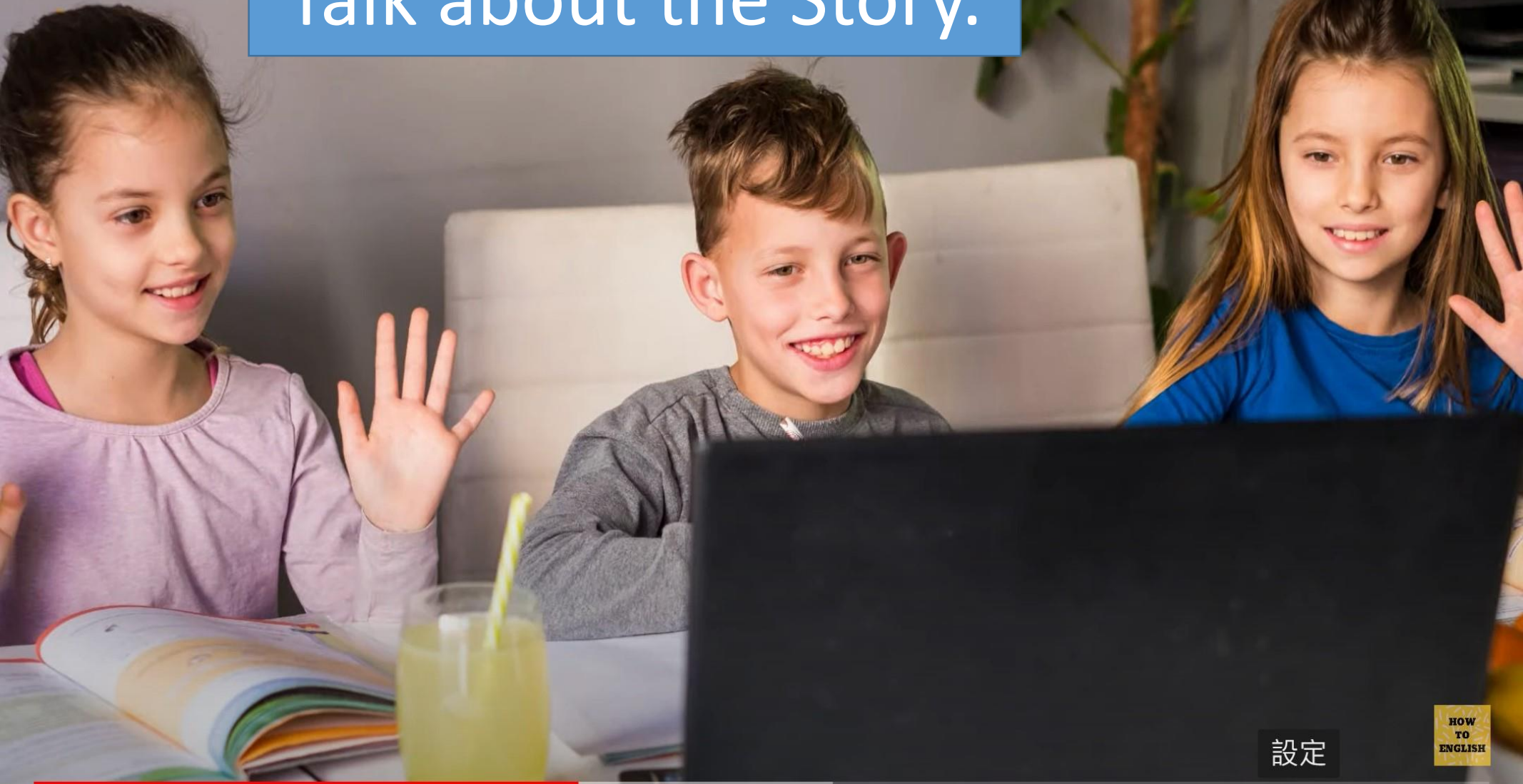
設定

HOW
TO
ENGLISH



Let's think about the picture.
Who are they? Where are they? What are they
doing? Why do they wave to the computer?

Talk about the Story.




設定

HOW
TO
ENGLISH



Now look at the picture again. And talk about their story from beginning. For example: Today is a happy day. Tom , Peggy and July will meet their friends on line.....



How can we teach and evaluate
with talking about the picture
strategies?

