

附件一 基隆市 七堵 國民小學 四年級英語文課程全英語授課教案設計

主題/單元名稱		From London to Keelung	設計者	林佳蕙
實施年級		四年級	總節數	3 節
核心素養、學習重點（含學習表現與學習內容）、學習目標對應情形				
核心素養	總綱	A2 系統思考與解決問題 B2 科技資訊與媒體素養 C2 人際關係與團隊合作		
	領綱	<p>英語領域</p> <p>英-E-A2 具備理解簡易英語文訊息的能力，能運用基本邏輯思考策略提升學習效能。</p> <p>英-E-B2 具備科技與資訊應用的基本素養，並理解各類媒體內容的意義與影響。</p> <p>英-E-C2 積極參與課內英語文小組學習活動，培養團隊合作精神。</p> <p>社會領域</p> <p>社-E-C2 建立良好的人際互動關係，養成尊重差異、關懷他人及團隊合作的態度</p> <p>科技議題</p> <p>社-E-C3 了解自我文化，尊重與欣賞多元文化，關心本土及全球議題。</p> <p>科技知識 科 E1 了解平日常見科技產品的用途與運作方式。</p> <p>操作技能 科 E4 體會動手實作的樂趣，並養成正向的科技態度。</p> <p>統合能力 科 E9 具備與他人團隊合作的能力。</p>		
學習重點	學習表現	<p>英語領域</p> <p>◎1-Ⅱ-9 能聽懂簡易的日常生活用語。</p> <p>◎1-Ⅱ-10 能聽懂簡易句型的句子。</p> <p>◎2-Ⅱ-3 能說出課堂中所學的字詞。</p> <p>◎2-Ⅱ-5 能使用簡易的日常生活用語。</p> <p>◎3-Ⅱ-2 能辨識課堂中所學的字詞。</p> <p>◎3-Ⅱ-3 能看懂課堂中所學的句子。</p> <p>◎4-Ⅱ-3 能臨摹抄寫課堂中所學的字詞。</p> <p>◎4-Ⅲ-4 能依圖畫、圖示填寫簡單字詞</p> <p>◎5-Ⅱ-2 在聽讀時，能辨識書本中相對應的書寫文字。</p> <p>◎5-Ⅱ-3 能以正確的發音及適切的速度朗讀簡易句型的句子。</p> <p>◎6-Ⅱ-2 積極參與各種課堂練習活動。</p> <p>◎7-Ⅱ-2 能妥善運用情境中的非語言訊息以幫助學習。</p> <p>◎3c-Ⅱ-1 聆聽他人的意見，並表達自己的看法。</p> <p>◎3c-Ⅱ-2 透過同儕合作進行體驗、探究與實作。</p> <p>科技議題</p> <p>科議 a-Ⅱ-2 體會動手實作的樂趣。</p> <p>科議 c-Ⅱ-3 體會合作問題解決的重要性。</p>		
	學習內容	<p>英語領域</p> <p>◎Ab-Ⅱ-4 所學的字母拼讀規則（含看字讀音、聽音拼字）。</p> <p>◎Ab-Ⅱ-2 單音節、多音節，及重音音節。</p>		

	◎Ac-Ⅱ-2 簡易的生活用語。 ◎B-Ⅱ-1 第二學習階段所學字詞及句型的生活溝通。 社會領域 ◎Da-Ⅱ-1 時間與資源有限，個人 須在生活中學會做選擇。 科技議題 科議A-Ⅲ-1 日常科技產品的使用方法。			
學習目標	社會領域 1. 讓學生認識英國在世界上的地理位置。 2. 藉由對家鄉的認識與了解，讓學生更深入了解自己的家鄉與家鄉的特色。 3. 藉由生活科技 iPad 的學習，啟發學生對科技的靈活運用。 4. 讓學習與生活透過多元的結合，能引發興趣，學習更多知識與資訊，進而啟發學生更多的創意。 科技議題 1. 藉由課程的學習與練習，讓學生們能瞭解並熟悉 iPad 的運用 2. 學生經由熟悉 iPad 功能與操作練習後，能靈活運用在生活或學習上。 英語領域 1. 藉由課程的學習與練習，讓學生們能對家鄉有更深入的認識。 2. 能認讀並理解地圖與時間表及觀光景點特色的單字： 3. 能運用所學，用英語為大家介紹家鄉的觀光景點。			
教材來源	翰林出版 Here We Go 4			
教學資源/ 設備需求	PPT/Projector/Worksheet / iPad			
參考資料	照片來源 英國大笨鐘向量 png 來自 .pngtree.com/ 1. 白金漢宮的建築元素，英國 png 來自 .pngtree.com/ 2. 創意倫敦地標倫敦眼向量素材 png 來自 .pngtree.com/ 3. https://www.english4tw.com/blog/post/107-the-beautiful-keelung-both-day-and-night 4. https://reurl.cc/A7vQ2E 5. https://reurl.cc/8oxKVj 6. https://blog.tutorabc.com/blog/detail?postId=51229 7. https://www.nmmst.gov.tw/chhtml/newsdetail/220/1593 8. https://duringmyjourney.com/post-441619090/ 9. https://www.taiwan.net.tw/m1.aspx?sNo=0001105&id=298#lg=1&slide=2 10. https://www.bigbustours.com/en/london/red-route-london 11. https://www.pexels.com/photo/photo-of-london-eye-during-dawn-269128/			
教學流程與活動設計		時間	教學資源 與評量	Teacher's Language
Section 1 【Vocabulary】			1. A clock 2. Text book	

b. Big Ben

c. Buckingham Palace

【practice】

According to the clues, guess what the spot is?

1. Give Ss some clues.
2. Ss guess by asking “Is it ____?”
3. Show them the map if they got the answers.

【Presentation 2】

Show the tour bus route timetable on PPT

1. Have Ss look at the page of “the timetable” on the powerpoint.

London Deck bus #19 Timetable

Big Ben	London Eye	Buckingham Palace
9:30	9:45	10:00
9:45	10:00	10:15
10:00	10:15	10:30
10:15	10:30	10:45
10:30	10:45	11:00
10:45	11:00	11:15
11:00	11:15	11:30
11:15	11:30	11:45
11:30	11:45	12:00
11:45	12:00	12:15
12:00	12:15	12:30
12:15	12:30	12:45
12:30	12:45	13:00

2. Ask Ss questions about the timetable.
3. When is the first bus at Big Ben stop?
4. What time is it? It's 9:50. We're at London Eye stop. When is the next bus?

15



London Deck bus #19 Timetable
Big Ben
London Eye
Buckingham Palace
9:30
9:45
10:00
10:15
10:30
10:45
11:00
11:15
11:30
11:45
12:00
12:15
12:30
12:45
13:00



You can overlook the view of River Thames.

T: Next page,

Let's watch the video.

T: Big Ben is the world's most famous clock. It was built in 1859. The bell rings every hour.

T: Buckingham Palace.

Many visitors love watching the Changing of the Guard at the Buckingham Palace.

It is the main residence and office of the British monarch in London, and it is also an important tourist attraction.

T: According to the clues, guess what the spot is?

T: You can use this sentence “Is it ____?” to get more clues.

T: Let's move on to the next page. You can see the timetable.

T: When is the first bus at Big Ben stop?





T: Yes, it's 9:30.

T: What time is it?

T: Bingo. It's 9:50. We're at London Eye stop. When is the next bus?

T: Good! It's 10 o'clock.

T: Now, please use the map to arrange the tour within three spots.

<p>【Wrap Up】</p> <ol style="list-style-type: none"> Use the map to arrange the tour within the three spots. Arrange the task to Ss. Finish the worksheet. Tell Ss to bring their ipad for next class. <p>Section 2</p> <p>【Vocabulary】</p> <ul style="list-style-type: none"> Wang-yo Valley 望幽谷./ landmark/ material Keelung Temple Street Night Market National Museum of Marine Science and Technology <p>【Sentence Pattern】</p> <ul style="list-style-type: none"> What time is it? It's _____. What it is? It's _____. Have you ever been there? Do you know where it is? Is it ____? Yes, it is./No, it's not. <p>【Warm up】</p> <ol style="list-style-type: none"> Review the vocabulary and sentence. Ss share their ideas about the worksheet. Show the picture about landmark on PPT. Ask Ss the question: Guess where it is? <p>【Presentation 1】</p> <p>Show the PPT about our hometown city</p> <ol style="list-style-type: none"> Have students look at the cover page of “Travel in Keelung” on the powerpoint. Ask Ss the following questions about our hometown city. <ol style="list-style-type: none"> Do you know what it is? Have you ever been there? Show them the pictures on the powerpoint. Introduce three sightseeing spots in Keelung. <ol style="list-style-type: none"> Wang-yo Valley. 望幽谷 Keelung Temple Street Night Market 	<p>5</p> <p>5</p> <p>15</p>	   	<p>T: Please finish the worksheet, next class we will work on it.</p> <p>T: Don't forget to bring your ipad for next class.</p> <p>Section 2</p> <p>T: Tell me the vocabulary in last class.</p> <p>T: Great! London Eye.</p> <p>T: What else?</p> <p>T: bus stop./ sixty</p> <p>T: Let's take out your worksheet.</p> <p>T: Now, please divided into four groups. And then share with your classmates in your group.</p> <p>T: Each team presents alternately.</p> <p>T: OK. Come here, please.</p> <p>T: Thanks for your sharing.</p> <p>T: Next page.</p> <p>T: Look. Guess where it is?</p> <p>T: Bingo! It's Keelung's landmark.</p> <p>T: This is our hometown city, Keelung. We already knew about London three sightseeing spots.</p> <p>T: Let's see these three sightseeing spots in Keelung.</p> <p>T: Look at the slide.</p> <p>T: Have you ever been to Wang-yo valley?</p> <p>T: What did you do there?</p> <p>T: OK. Wang-yo Valley is also called “worry-free valley. You can see the mountain and the sea.</p> <p>T: Where is it?</p> <p>T: Yes, Keelung Temple Street Night Market. What did you see</p>
--	-----------------------------	---	---

c. National Museum of Marine Science
and Technology

【practice】

1. According to the clues, guess what the spot is?
2. Give Ss some clues.
3. Ss guess by asking “Is it _____?”
4. Show them the map if they got the answers.

【Presentation 2】

Show the tour bus route timetable on PPT

1. Have Ss look at the page of “the timetable” on the powerpoint.

Keelung tour bus #103 Timetable

Wang-yo Valley	Haikéguan stop	Keelung Temple Street Night Market
9:30	9:50	15:10
9:50	10:10	15:30
10:10	10:30	15:50
10:30	10:50	16:10
10:50	11:10	16:30
11:10	11:30	16:50
11:30	11:50	17:10
11:50	12:10	17:30
12:10	12:30	17:50
12:30	12:50	18:10

2. Introduce how to get information from the chart.
3. Ask Ss some questions about the timetable.
 - a. When is the first bus at Keelung Temple Night Market stop?
 - b. What time is it? It's _____.
Where are we? We're at _____.
When is the next bus coming?

【Practice】

1. Ss use their ipad to search the material about Keelung sightseeing spots.
2. Discuss about the sightseeing spots in Keelung.
3. Ss share their result about discussion.
4. Use the map to arrange the tour within the three

5

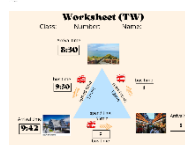
5

5



Keelung tour bus #103 Timetable

Wang-yo Valley	Haikéguan stop	Keelung Temple Street Night Market
9:30	9:50	15:10
9:50	10:10	15:30
10:10	10:30	15:50
10:30	10:50	16:10
10:50	11:10	16:30
11:10	11:30	16:50
11:30	11:50	17:10
11:50	12:10	17:30
12:10	12:30	17:50
12:30	12:50	18:10



Keelung tour bus #103 Timetable

Wang-yo Valley	Haikéguan stop	Keelung Temple Street Night Market
9:30	9:50	15:10
9:50	10:10	15:30
10:10	10:30	15:50
10:30	10:50	16:10
10:50	11:10	16:30
11:10	11:30	16:50
11:30	11:50	17:10
11:50	12:10	17:30
12:10	12:30	17:50
12:30	12:50	18:10

there?

T: Oh! What's your favorite food? My favorite food is Pau-pau Ice.

T: How about this picture? Where is it?

T: Yes, National Museum of Marine Science and Technology.

T: Have you ever been there?

T: The Museum includes the main Exhibition about ocean theater.

T: OK. Now, I will give you some clues. You need to guess where it is?

T: Please ask me with this sentence “Is it _____?”.

T: Good. You got it. It's Wang-yo Valley.

T: Let's move on.

T: You can see this timetable.

T: If you're at Haikéguan stop at 9 o'clock, and then you stay there for one hour.

When is the next bus coming?

T: Yes, it's 9:50.

T: So, let's try it.

T: First question, when is the first bus at Keelung Temple Street Night market stop?

T: Yes, it's 15:10.


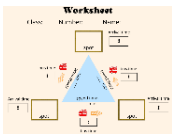


T: Second question, what time is it? It's _____.

Where are we? You can see the timetable and which bus stop is. When is the next bus coming?

T: Take out your ipad, please.

T: Use your ipad to get information about Keelung sightseeing spots.

T: Everyone need to choose three sightseeing spots in Keelung.

<p>spots.</p> <p>5. Arrange the task to Ss.</p> <p>【Wrap Up】</p> <p>6. Finish the worksheet.</p> <p>7. Tell Ss to bring their worksheet for next class.</p>	<p>5</p>		<p>Write them down and share it with your classmates.</p> <p>T: Remember to bring your worksheet for next class.</p>
<p>Section 3</p> <p>【Warm up】</p> <p>1. Review the content of the last course.</p> <p>2. Ss share their worksheet about last class.</p> <p>【Presentation】</p> <p>Show the worksheet on PPT</p> <p>1. Arrange the three spots in order.</p> <p>2. Use the tour bus timetable to fill in the time on the worksheet.</p> <p>【Practice】</p> <p>1. Divided in four group.</p> <p>2. Ss finish the worksheets.</p> <p>3. Share their worksheets with classmates in groups.</p> <p>【Wrap Up】</p> <p>4. Have Ss share what they have learned today.</p> <p>5. Assign a task for their summer vacation.</p>	<p>5</p> <p>10</p> <p>20</p> <p>5</p>	<p>worksheet</p>   	<p>Section 3</p> <p>T: Hello, everyone.</p> <p>T: Last course we learned about Keelung sightseeing spots.</p> <p>T: Today, we need to learn how to arrange the tour schedule.</p> <p>T: Now, every group choose a student to present your worksheet.</p> <p>T: Good job.</p> <p>T: Now, please arrange the three spots in order. For example, I want to choose Wang-yo Valley as the first stop.</p> <p>And then, I choose Haikeguan as the second stop.</p> <p>Final stop is the Keelung Temple Night Market. I may have dinner there.</p> <p>T: Use the tour bus timetable and your tour spots to fill in the time on the worksheet.</p> <p>T: Divided into four groups.</p> <p>And share your worksheet on the stage.</p> <p>T: Excellent! Everyone. You already learned how to arrange the tour for yourself.</p> <p>T: In the summer vacation, you need to execute your travel plan.</p>

1. PPT(附圖)

2. World's most famous clock -Big Ben-rings in its 150th anniversary

<https://youtu.be/U2n5D20JkOs>


3. Worksheet (UK)

Worksheet (UK)

Class:_____ Number:_____ Name:_____

Arrival time

9:30



BUCKINGHAM PALACE

bus time


11:00

bus time

:


Arrival time

:




Designed by pngtree


spend time: 11min



spend time: 21min



spend time: 10min




bus time

:

Arrival time

:



Designed by pngtree

附錄


4. Worksheet (TW)

Worksheet (TW)

Class:_____ Number:_____ Name:_____

Arrival time

8:30




bus time

9:30


bus time

:

spend time: 12min




spend time: 32min




Arrival time

9:42




國立海洋科技博物館

spend time: 55min



Arrival time

:



bus time

:

5. Worksheet (Final)

Worksheet

Class:_____ Number:_____ Name:_____

