

JHS ENGLISH ROAMING TEACHER'S TEACHING PLAN
A.Y. 2023 – 2024, FIRST SEMESTER

Curriculum – Material – Daily Lesson Plan

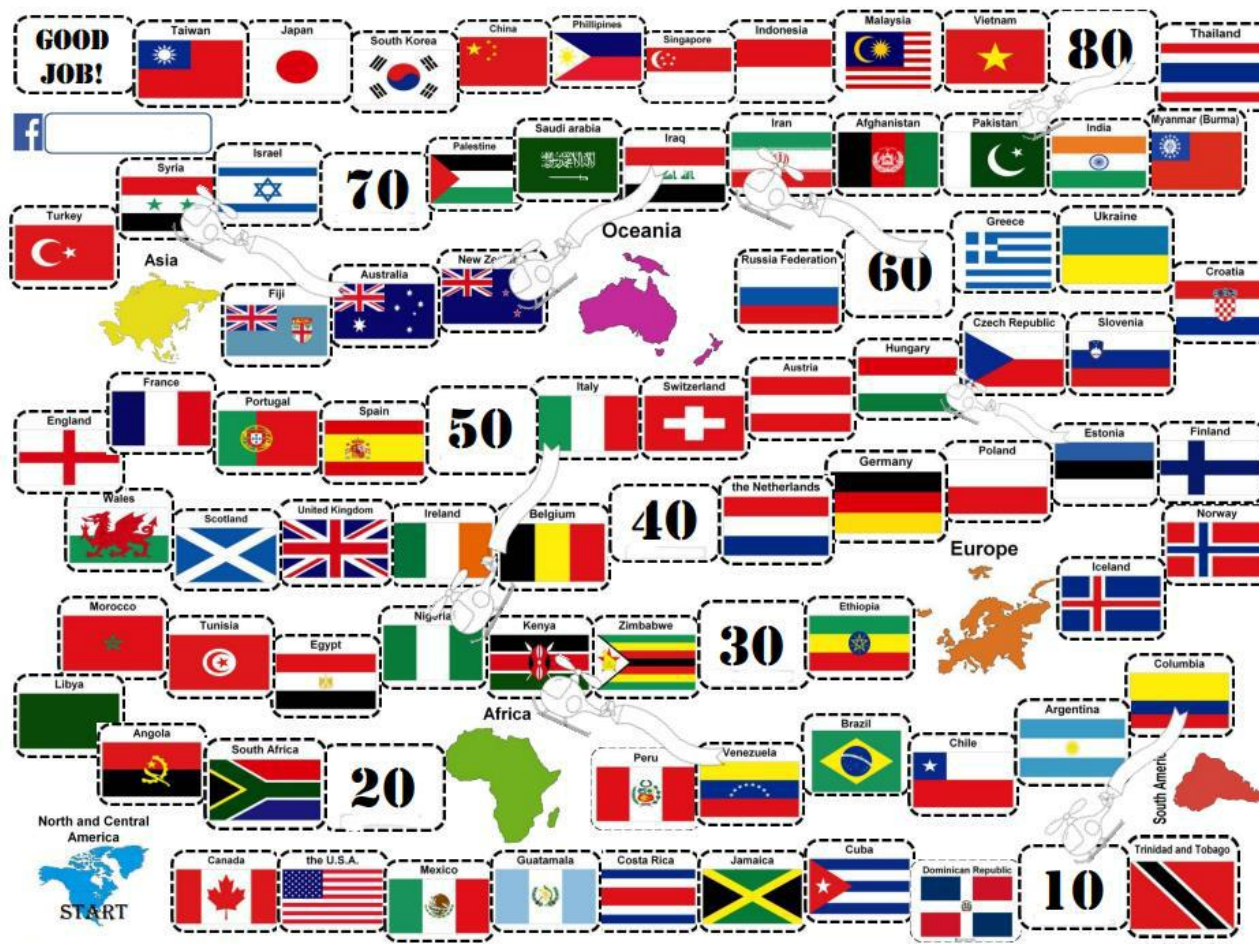
I. Objective Standards

PROGRAM STANDARD	The learner demonstrates basic oral, reading, listening, and writing skills through his/ her understanding of various English topics.
GRADE LEVEL STANDARD	The learner demonstrates basic speaking, reading, listening, and writing skills through his/ her understanding of various English topics that are appropriate to his/her level.
CONTENT STANDARD	The learner demonstrates understanding of: <ol style="list-style-type: none"> 1. Different countries around the world 2. Holidays and Food around the world 3. Sports and how it's played around the world 4. Unique Traditions and customs around the world
PERFORMANCE STANDARD	The learner transfers learning by: <ol style="list-style-type: none"> 1. Making an output about different country holidays. 2. Practice conversational English 3. Follow instructions well 4. Visually recognize photos and words in English 5. Participate in class discussion and activities 6. Apply the words learned in real life situation 7. Reflect on one's unique tradition and culture

II. TOPICS (FIRST SEMESTER)

1. ***Introduction, Greetings and Countries Around the World***
2. ***Holidays And Food Around the World***
3. ***Sports Around the World***
4. ***Unique Traditions and Customs Around the World***

III. Reward System (Around the World)



Class: _____ Number: _____ Name: _____

Note: Every student who will participate in class will receive a stamp which corresponds to points. This will help the teacher to monitor the behavior and participation of the students.



IV. Lesson Plan 1-4

JHS ENGLISH TEACHER'S INDIVIDUAL DAILY REPORT
Semi-Detailed Lesson Plan

TEACHER: Tch. Justin Bernardo, LPT


WEEK: 1 DAY: 1

DATE	LEARNING OUTCOMES	MATERIALS	TEACHER'S ACTIVITY	LEARNER'S ACTIVITY
<p style="text-align: center;">WEEK 1</p> <p style="text-align: center;">DAY 1</p> <p style="text-align: center;">September 4 - 8, 2023</p> <p style="text-align: center;">(Monday - Friday)</p> <p style="text-align: center;">8:00 – 5:00PM</p> <p style="text-align: center;">Class:</p> <p style="text-align: center;">GRADE 7</p>	<p>Topic: Introduction, Greetings and Countries Around the world</p> <p><i>The students will be able to:</i></p> <ol style="list-style-type: none"> 1. Introduce themselves. 2. Practice speaking in English with their teacher and classmates. 3. Identify the countries around the world and what are they famous for. 4. Follow teacher's instructions well. 5. Participate in a game. 	<ol style="list-style-type: none"> 1. PowerPoint Presentation 2. Smartboard 3. Reward Card 4. Worksheet 	<ol style="list-style-type: none"> 1. Teacher's Introduction 2. Teacher's Class rules 3. Different Greetings in English 4. Group the class 5. Explain the rules of the game 6. Show them about what are the countries famous for 7. Ask the students to guess what country are they famous for 	<ol style="list-style-type: none"> 1. Student's Introduction 2. Practice different Greetings in English and how to respond to them 3. Play the Emoji Game 4. Participate in the game 5. Say and answer the sentences correctly

JHS ENGLISH TEACHER'S INDIVIDUAL DAILY REPORT
Semi-Detailed Lesson Plan

TEACHER: Tch. Justin Bernardo, LPT



WEEK: 2 DAY: 1

DATE	LEARNING OUTCOMES	MATERIALS	TEACHER'S ACTIVITY	LEARNER'S ACTIVITY
<p>WEEK 2</p> <p>DAY 1</p> <p>September 11 - 15, 2023</p> <p>(Monday - Friday)</p> <p>8:00 – 5:00PM</p> <p>Class:</p> <p>GRADE 7</p>	<p>Topic: <i>Holidays and Food Around the World</i></p> <p><i>The students will be able to:</i></p> <ol style="list-style-type: none"> Practice speaking in English with their teacher and classmates. Identify the holidays around the world and what food they prepare on the occasion. Follow teacher's instructions well. Participate in the activity. Present a meaningful output 	<ol style="list-style-type: none"> PowerPoint Presentation Smartboard Reward Card Worksheet Pictures of different country holidays 	<ol style="list-style-type: none"> The teacher will ask the students to pick a holiday around the world Examples: <i>Christmas</i> <i>Thanksgiving</i> <i>Mother's, Father's Day</i> <i>Halloween</i> <i>Chinese New Year</i> <i>Etc...</i> The teacher will facilitate the activity The teacher will present a video presentation about Food all over the world The teacher will judge the output and the presentation 	<ol style="list-style-type: none"> The students will select photos of their chosen holiday. They will choose some words that are usually used during the holiday. Example:  <i>Gingerbread, reindeer, sleigh, snowman, Santa, mistletoe, gifts</i> The students will define the words. They will make a group output. The students will include the food they usually eat during the specific holiday. The students will present their work.

JHS ENGLISH TEACHER'S INDIVIDUAL DAILY REPORT
Semi-Detailed Lesson Plan

TEACHER: Tch. Justin Bernardo, LPT


WEEK: 3 DAY: 1

DATE	LEARNING OUTCOMES	MATERIALS	TEACHER'S ACTIVITY	LEARNER'S ACTIVITY
<p> WEEK 3 DAY 1 September 18 - 22, 2023 (Monday - Friday) 8:00 – 5:00PM Class: GRADE 7 </p>	<p> Topic: <i>Sports Around the World</i> <i>The students will be able to:</i> </p> <ol style="list-style-type: none"> Practice speaking in English with their teacher and classmates. Identify the sports around the world. Identify the equipment used for the specific sport. Explain how the sports are played. Follow teacher's instructions well. Participate in the activity. 	<ol style="list-style-type: none"> PowerPoint Presentation Smartboard Reward Card Worksheet A timer Crumpled paper ball 	<ol style="list-style-type: none"> The teacher will explain the rules of the game (Sports it up!) <div style="text-align: center;">  </div> <ol style="list-style-type: none"> The teacher will let the students guess each country's famous sport. 	<ol style="list-style-type: none"> The students will play an interactive quiz. The students have to peel a ball and identify the equipment and match it what sports it was used. <div style="text-align: center;">  </div> <p style="text-align: center;">Basketball, baseball, lawn tennis, table tennis, dodge ball, etc...</p> <ol style="list-style-type: none"> The students will answer a worksheet.

JHS ENGLISH TEACHER'S INDIVIDUAL DAILY REPORT
Semi-Detailed Lesson Plan

TEACHER: Tch. Justin Bernardo, LPT

WEEK: 4 DAY: 1

DATE	LEARNING OUTCOMES	MATERIALS	TEACHER'S ACTIVITY	LEARNER'S ACTIVITY
<p>WEEK 4</p> <p>DAY 1</p> <p>September 25 - 29, 2023</p> <p>(Monday - Friday)</p> <p>8:00 – 5:00PM</p> <p>Class:</p> <p>GRADE 7</p>	<p>Topic: <i>Unique Tradition and Customs Around the World</i></p> <p><i>The students will be able to:</i></p> <ol style="list-style-type: none"> Practice speaking in English with their teacher and classmates. Identify different tradition and custom that is unique with each country around the world. Follow teacher's instructions well. Participate in the activity. Reflecting if the tradition is beneficial or detrimental/harmful. 	<ol style="list-style-type: none"> PowerPoint Presentation Smartboard Reward Card Worksheet Placards (beneficial/detrimental) Gift 	<ol style="list-style-type: none"> The teacher will ask the students to answer the activity on the PPT. The teacher will show a PowerPoint presentation. <div style="text-align: center;">  <p><i>The long-necked Kayan people of Myanmar wear golden necklace as their beauty standard.</i></p> </div>	<ol style="list-style-type: none"> The students will be grouped. The students will raise their placards if it is beneficial or harmful. The students will justify their answer through follow-up questions. <p>Example Questions:</p> <ol style="list-style-type: none"> <i>Does Taiwan have a beauty standard?</i> <i>What do you think is considered beautiful in Taiwan?</i> <i>Why do other countries have different beauty standard?</i>