



基隆市 111 學年度國中小英語領域採全英語教學教案設計

領域 / 科目	英語文領域	設計者	許淑華
實施年級	四年級	教學節次	共_5_節
單元或主題名稱	Unit 1 What Time Is It?		
設計理念	<p>此單元的設計使用遊戲闖關的概念來設計，課堂中會融入多元練習活動、線上資源平台，增加學生的學習動機和延伸學生學習的方式，每堂課的最後會在學生的獎勵卡上蓋上 PASS 章，象徵通關成功，也會請學生蓋完章後，在下方給自己今日表現打 1-5 顆星星，作為每節課的自評。最後會透過繪本 Let's Swap For A Day 愛會接棒，讓學生用布偶演出故事，更讓東光的學生和新竹的學生進行認識彼此縣市特色，以進行之後的交換一天 Let's Go 的活動。雙方設計出跨縣市一日遊行程後，使用老師提供的簡易英語句型介紹旅遊行程並運用課本句型問答在線上交流，最後會使用 Padlet 讓學生聽完報告給予互評和回饋，達到彼此用科技學習、觀摩學習、小組共學與英語溝通之素養能力。</p>		
課程架構圖			
設計依據			
學習重點	<p>學習表現</p> <ul style="list-style-type: none"> ● 1-II-2 能聽辨英語的子音、母音及其基本的組合。 ● 1-II-7 能聽懂課堂中所學的字詞。 ● 2-II-3 能說出課堂中所學的字詞。 ● 2-II-5 能使用簡易的日常生活用語 ● 3-III-1 能辨識課堂中所學的字詞。 ● 6-II-2 積極參與各種課堂練習活動。 <p>學習內容</p> <ul style="list-style-type: none"> ● Ab-II-1 子音、母音及其組合。 ● Ac-II-3 第二學習階段所學字詞。 ● B-II-1 第二學習階段所學字詞及句型的生活溝通。 	<p>核心素養</p> <p>總綱</p> <ul style="list-style-type: none"> ● B1 符號運用與溝通表達 ● C2 人際關係與團隊合作 <p>領綱</p> <ul style="list-style-type: none"> ● 英-E-B1 具備入門的聽、說、讀、寫英語文能力。在引導下，能運用所學、字詞及句型進行簡易日常溝通。 ● 英-E-B2 具備使用各種資訊科技媒材進行自我學習的能力，以增進英語文聽說讀寫綜合應用能力及文 	

			化習俗之理解。 ● 英-E-C2 積極參與課內英語文小組學習活動，培養團隊合作精神。
與其他領域/科目的連結	● 社會-認識家鄉		
教材來源	翰林 Here We Go 4 課本、習作、備課用書、發音教室遊戲書、繪本 Let's Swap For A Day		
教學設備/資源	闖關獎勵單、教具時鐘、時間賓果學習單、Cool English、Kahoot、句型 5 張、小白板、白板筆、phonic a_e、e_e、a、e 單字字卡 16 張、小袋子、翰林趣味派(線上學習平台)、繪本 Let's Swap For A Day、8 開圖畫紙、色筆、Google Meet、Padlet 互評		
學習目標			
1. 能聽懂、辨識、說出並摹寫課堂中所習得的單字和句型。 2. 能以 What time is it? 詢問時間，並以 It's <u>four o'clock</u> ./It's <u>seven thirty</u> . 回答。 3. 能聽辨及運用字母拼讀法讀出以-e、-e_e 所組成的字詞，如 pet, web, Pete, Chinese, Eve, these，並能聽讀本課字母拼讀韻文。 4. 能開口並說出已學過的簡易日常生活用語和指定句型分享和與他人交流			
教學活動設計			
節次	教學流程及活動設計	教師用語	教學資源與評量
第一節課	壹、引起動機(6分鐘) 一、聆聽歌曲 Telling Time 1 https://youtu.be/BImDM3xetYc  二、快歌挑戰賽 1. 先聆聽歌曲 1 次、唱 1 次 2. 將速度調快 1.25 倍唱 1 次 3. 將速度調快 1.5 倍唱 1 次 4. 根據組別的表演，我會給予 3 顆星或一顆星 貳、發展活動(26分鐘) 一、課程展示與教學(6分鐘) 1. 老師展示教具時鐘，並詢問學生 What is it? 2. 介紹 5 倍數的數字念法 3. 介紹時間說法 4. 介紹詢問時間說法  Q: What time is it? 二、時鐘轉轉樂(10分) 1. 解釋遊戲規則與示範:	T: Good morning, everyone. Let's listen to the song first. Now, let's try to sing it. Later, we will try to sing it faster. According to team's performance, I will give you 3 stars or 1 star. Try your best to sing it. Here we go. Let's sing it faster and faster. Ready Go! Great Job! Keep it going! T: Class, look at my hand. What is it? S: Clock. T: Yes, it's a clock. Everyone repeat after me. Clock. It's a clock. Nice. T: Look at the clock and let's count by fives. five, ten, fifteen, twenty, twenty-five, thirty, thirty-five,	參與度評量

學生一起說 What time is it?
 老師說 It's ten thirty.
 學生就轉出正確的時間，最快又
 正確得 2 分，正確得 1 分。

2. 出題: It's six o five.
 It's eleven forty-five.
 It's eight ten
 It's six thirty.

三、時間賓果(10分)

1. 口說練習(3分): 請學生倆倆一組，利用課文句型輪
 流練習 Q&A，並把時間圈起來。

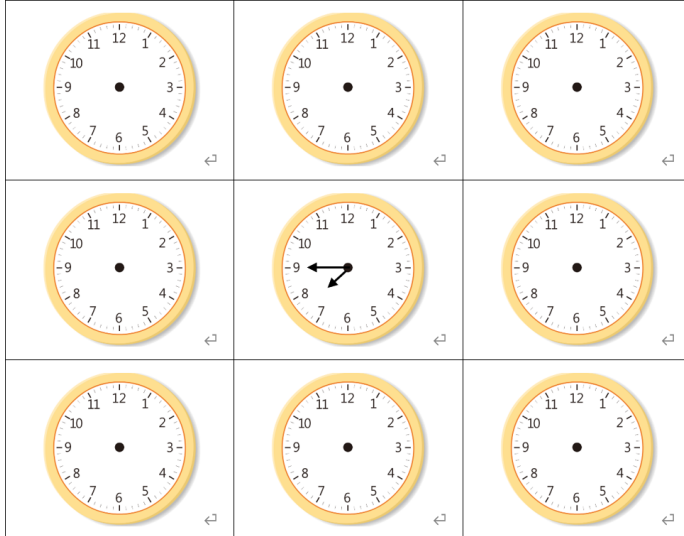
Sentence: ↵
 Q: What time is it? ↵
 A: It's _____ o'clock. / It's ten o five. / It's seven thirty. / It's twelve fifty-five. ↵

I. Practice the question and the answer. (Choose nine)↵

Word Bank↵		
4: 30↵	1: 05 ↵	9: 55↵
11: 35↵	8: 10↵	6: 00↵
7: 45↵	5: 15↵	10: 20↵
3: 50↵	2:25↵	12: 40↵

2. 時間賓果(7分): 請學生畫出上面所選的時間後，開
 始利用課文句型玩 Bingo，唸到的圈起來，三條線獲
 勝。

II. Draw the time(from Part I) and play bingo with saying the question and the answer.



參、總結活動(6分鐘)


一、時鐘創作(4分)

1. 完成 Worksheet: HWG4 U1 What Time Is It?學習單的
 Part III 時鐘創作，請學生自己設計時鐘並臨摹描寫課
 文問句與答句。

III. Create your clock and finish the sentence.↵

 Q: _____↵

 A: _____



forty, forty-five, fifty, fifty-five.

T: I will show you the time and you say the time.

T: What time is it? It's one o five. It's your turn. What time is it?

S: It's two o five.

T: What time is it?

S: It's five o'clock.

T: What time is it?

S: It's eleven thirty.

T: Nice! It's game time.

Look at the clock and I draw the question, so class, you need to ask the question first. Then, I will say the time. You use the clock and show it to me, ok?

The fastest students get 2 points, others who are correct get 1 point.

T: Let's move on to the next task.

Work in pairs. Rock, paper, scissors. Take turns to practice the question and answer. Please draw a circle on it because you need to draw the clock later.

T: Times up. Now, rock, paper, scissors again. Let's play Time Bingo. The second one ask the question, What time is it? The first one says the time, "It's one o five." Change to another one. When you get 3 lines, you are the winner. The game ends.

T: Now, let's create your own clock. You have four minutes to draw a clock and write down the question and the answer with studentbook book.

T: Today's homework is

參與度
 評量

口語評
 量
 作業評
 量

作業評
 量

二、回家作業發派(2分)

教師說明須完成的 Cool English 英語線上學習平台的作業。請學生登入 Cool English 中的「我的班級」，查看及完成教師指派的作業。路徑為 課程專區→國小區→課本戰力提升包→翰林版 Here We Go→【翰林版 Here We Go】Book 4→Lesson 1 What time is it?

壹、引起動機(8分)

一、書寫接力

1. 班級為四人一組，教師預先準備好 4 句 Q&A 句型條，放在教室四周。
2. 請學生輪流去找句型條唸給書寫的同學聽並完成書寫。
3. 4 句都完成後，請拿到前面給老師檢查，全隊最快又正確的組別得 2 分，正確的 1 分。

貳、發展活動(22分)

一、課文教學(15分)

1. 觀看情境導讀影片和課文影片
2. 朗讀課文
3. 教師會介紹英國特別的物品，例如：雙層巴士、紅色電話亭、黑色計程車、以前英國貴族會帶假髮
4. 提問:

P.7

- (1) What can you see in the picture?
- (2) What color is it?

P.8-9

- (1) Look at Big Ben. What time is it?
- (2) Where are they in the first picture?
- (3) Where are they going?
- (4) Who is late?

P.10-11

- (1) Who is hungry?
- (2) What's on the Abu's hair?
- (3) When is lunchtime at the palace?

二、閱讀挑戰(7分)

1. Kahoot 出題: 第 1-5 題取自習作第 21 頁，第 6-10 題自行出題。

Read and Circle Read and Circle
讀一讀課本第 8-11 頁，圈出正確的答案。

1 They're at the bus stop.
It's (ten / nine) o'clock.

2 It's ten (thirty / fifty).
They see Big Ben.

3 It's eleven forty.
Abu is (hungry / thirsty).

4 (Mia / Amber) dances with the prince.

5 It's eleven (fifty / fifty-five).
Amber wants some (fish / oranges).



* prince 王子

Cool English. I will show you how to do it. Please log in Cool English, then, press "my class", you will see the homework. You need to read the story, answer the questions and review what we learned today.

T: Good morning, everyone. I put 4 sentences around the class. Later, you run to see the sentence and go back to say to your partner one by one. Please take turns to say and write. If you finish 4 sentences, please show it to me right away. The fastest team and the writing all correct get 2 points, others' writing are correct get 1 point.

T: Class, take out your student book. Turn to page. 8. Let's see the video about the story. Let's read it together.

T: Look at p.7. (1)What can you see in the picture?
S: The bus stop, the taxi, the telephone booth, Big Ben...
(2)What color is it?

T: Turn to p.8. (1)Look at Big Ben. What time is it?
It's ten thirty.
(2)Where are they in the first picture? They're at the bus stop.

(3)Where are they going? They're going to the Buckingham Palace.
(4) Who is late? Edison is late.

T: Look at p. 10-11. (1) Who is hungry? Abu is hungry.

(2) What's on the Abu's hair? A white wig.

(3) When is lunchtime at the

6 - Quiz
What color is the bus in England?

7 - Quiz
It's nine o'clock now. I'm in the 地方法院. What time does the 201 bus arrive(到達)?

8 - True or false
The taxi is yellow in England. True(O) or False (X).

9 - Quiz
如果你遲到了，同學們都在等你，你會說什麼？

10 - Quiz
When is the lunchtime at the palace(皇宮)?

2. 展示他們的成績排名給予獎勵分數，前 6 名得 2 分。

參、總結活動(8 分鐘)

一、Cool English 口說高手

教師請學生登入 Cool English 英語學習平台後，查看並完成教師指定口說任務，每題至少 80 分以上(英語較弱的同學通過分數為 70 分以上)，完成之後給教師檢查蓋完成任務章。

路徑為課程專區→國小區→口說→常用英語兩百句(中年級) Telling Time (談論時間)

常用英語兩百句(中年級)

Telling Time (談論時間)

The screenshot shows a digital interface for a speaking task. At the top, there are four columns: '開口說看看', '發音練習', '發音分析', and '成績'. Below these columns, there are three rows of task cards. The first row shows a completed task with a green checkmark and a score of 99. The second and third rows show tasks that are not yet completed, with a microphone icon and the text '點擊開始錄音'. The interface also includes a navigation bar at the bottom with the text 'Talking about the Weather (談論天氣)' and 'Giving Orders (命令用語)'.

二、指派回家作業

1. 課本英聽 Unit 1
2. 完成英習 P.5.8.9.10

palace? It is at eleven fifty.

T: Everyone, take out your Ipad and scan QR code on the screen, please.

T: You get from the first prize to sixth prize. Stand up, please. You get 2 points.

T: Everyone, please log in Cool English now. Please finish the speaking task up to 80 scores.

After that, please show me your page.


口說評
量

壹、引起動機(6分)

一、觀看 phonic e sound 影片: <https://youtu.be/I53Mq-u2xZc>



二、觀看 The E-E Sound 影片: https://youtu.be/5_Vp-Lokzlc
(00:46 開始)



貳、發展活動(共 25 分)

一、Phonics 教學(13分)

1. 在黑板上寫 e 和 e_e 並強調短母音 e 的發音和長母音 e_e 的發音。(浮誇的用手比出短和長)

Short | | | Long | | |

2. Listening game: Listen & Raise your hand 聽到單字中有短母音 e 的聲音舉左手，聽到長母音 e_e 舉右手。

e (left hand)	e_e (right hand)
------------------	---------------------

3. Speaking game: 看到黑板上老師寫的單字，請拆音唸出來，最快又正確的 3 分，唸正確 1 分。

二、OOXX 攻防戰(12分)

(出處：發音教室遊戲書)

- 準備好 e 和 e_e 單字卡 16 張
- 教師在黑板上畫出 4x4 的表格並編號，將全班分成 AB 兩組，A 組以 O 代表，B 組以 X 代表。

	A	B	C	D
1				○
2			○	
3		○		X
4				X

3. 兩組學生輪流抽單字卡，並試著拼讀出來，如果發音正確就可以任選一格（例如：C2）畫上該組的代表圖案。

T: Good morning, everyone. Let's watch the video about phonic e and the E_E sound. Try your best to say the word together.

T: Take out your student book. Turn to p. 16-17. The sound of e is [ɛ] [ɛ] [ɛ]. [p] [ɛ] [t] → pet...and so on. The sound of e_e is [i] [i] [i]. It's a long vowel sound. [p] [i] [t] → Pete and Pete is a name, so P is big.

T: Now, let's play listening game. Listen to me, if you here the [ɛ] sound, raise your left hand. If you hear the [i] sound, you raise your right hand. For example, "red" "eve". Next, let's play speaking game. Look at the blackboard. When I write the word, you say the sound and word. For example, I write web, you say [w][ɛ][b] → web. Now, I write these on the board. Number one in every group, stand up and say. Go!

T: I divided you into 2 teams. Choose a leader to

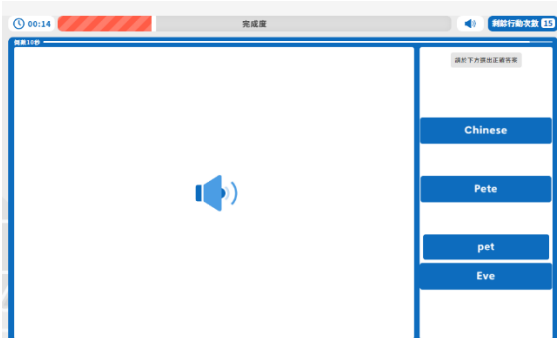
參與度
評量

口說評
量
參與度
評量
線上評
量
作業評
量

4. 連續畫出 3 個圖案連成一線的組別即獲勝，得 2 分。
5. 第二局老師設定其中一格為炸彈，只要選到炸彈，此局提前結束。

參、統整活動(共 9 分)

- 一、完成英文習作 P.5-7 聽力部分(5 分)
- 二、發派線上任務: 翰林-趣味派(4 分)



三、發派回家作業: Cool English 口說高手

教師請學生登入 Cool English 英語學習平台後，查看並完成教師指定口說任務，每題至少 80 分以上(英語較弱的同學通過分數為 70 分以上)

路徑為課程專區→國小區→口說常用英語兩百句(中年級)→基本社交用語→問候語和介紹用語

rock, paper, scissors. Later, you take a card from a bag, then, read it. If you are correct, you can draw the O(Team A) or X(Team B). Three icon a line. If you draw a line, you're the winner. The game is over.

T: Now, it's round 2. I Put a bomb in a space. I can't tell you. But when you choose a space that there is a boom, the game is over.

T: Now, let's write your workbook. Turn to page 5. Let's listen and write.....

T: Now, take out your ipad and scan the QRcode. Let's do the task only one time and show me the result.

T: Please log in Cool English, then, press "my class", you will see the homework. Remember that your scores should be up to 80 scores.

T: Good morning, everyone. Today, we have the meet with Hsinchu's students. Later, please say hello and introduce yourself. Any volunteers?

T: Hello, I'm Sophie. They are in grade third. Today, we are happy to see you online. Now, Dory will say hello to you.

T: Now, it's time to share the story "Let's Swap For A Day". Dong Guang students bring a puppet show.

T: Let's guess. Everything is good now. Think about it. What will be happened at

口說評量

參與度評量

第四節課


壹、引起動機(6 分)

一、跨校相見歡(暫定與新竹的學校)

1. 教師開好 Google Meet 和跨校班級線上視訊。
2. 鼓勵小朋友主動上台自我介紹或打招呼和他校同學進行英語互動(至少互相提問 3 個問題)。

貳、發展活動(25 分)

一、愛繪接棒(教師於早上晨讀時間共讀繪本和利用午休時間學生自願排練布偶戲)



1. 請 3 位學生(主角、狗狗和旁白)用布偶講解故事內容給線上同學聽。
2. 一起來預測”正當一切很美好時，發生了什麼事

- 呢?”他們會想交換一輩子嗎?
3. 現實生活中，你想和誰交換？可能會發生什麼事呢？請小朋友想一想，再進行分享。
 4. 小組討論：自己家鄉的美食、美景或玩樂的地方、交通工具，一組討論一個主題。

參、統整活動(9分)

一、分享家鄉特色

1. 學生利用 Canva 或 Jamboard 將討論結果記下來，上傳 Google Classroom。
2. 兩校學生輪流上台報告和分享。
參考句型: Hello, we are Team A. Our topic is Transportation. In Hsinchu, we can go out by train, Youbike, High Speed Rail. Thank you.



二、回家任務: 交換一天 Let's Go!

1. 主題: 假日的一天，請小朋友回家搜尋新竹的旅遊景點，嘗試安排自己的旅遊行程。小提醒：交通時間也要算進去喔！請把作業上傳至 Google Classroom，各種形式都可以。
2. 老師舉例：基隆火車站出發！→ 新竹公園→公園黑乾麵→（搭公車）→ 南寮漁港、魚鱗天梯 →港南運河公園 →彩虹橋→（搭公車）→回新竹市區→回基隆。

(英語教師會和導師合作利用綜合課讓學生進行蒐集資訊的工作，例如：使用 Google Map、新竹旅遊網等等，讓學生完成部分的新竹一日遊行程。)

壹、引起動機(6分)

一、跨校相見歡

1. 教師開好 Google Meet 和跨校班級線上視訊。
2. 鼓勵上次未上台的小朋友主動上台自我介紹或打招呼和他校同學進行英語互動(至少互相提問3個問題)。

貳、發展活動

the end? Do they want to exchange forever?
T: Who do you want to exchange life with in real life? What will be happened?

T: It's discusstion time. You can take notes on Canva or Jamboard. Every team has a topic. Team A: Yummy Food、Team B:Famous Spots、Team C: Transportation 8 minutes. Start.

T: Times up. It's sharing time. Dong Guang First, and then take turns.

T: You all did a good job. Say Goodbye and see you next time.

T: Today's homework is searching a day to Hsinchu. Remember, when you take a train or a bus, it needs time. You can see the example I provide and finish the task. Please hand in on Google Classroom.

T: Good morning, everyone. Today, we have the meet with Hsinchu's students. Later, please say hello and introduce yourself. Any volunteers?

口說評量

參與度評量
口說評量

作業評量

口說評量

口說評量

一、跨校分享: 交換一天

1. 請學生輪流上台報告自己的一天之旅(這次由新竹小朋友先、在輪到東光的小朋友)。

參考句型: Hello, everyone. I am _____. I will go to Keelung by High Speed Rail. At 9:00, I will be at 八斗子漁市. Then, I will go to Dong Guang elementary school at ten o'clock. At 12:00 o'clock, I eat 吉古拉. It's yummy. I will go the 海科館 to see fish at 2 o'clock. Next, I will go to 長榮桂冠酒店. Finally, I will go to Keelung night market to have dinner. That's a wonderful day.



(引用：東光國小閱推活動)

二、Padlet 互評

1. 老師會協助把小朋友的作品按照報告順序放在 Padlet 網頁上，請小朋友使用平板上去給予評分 1-5 顆星，給予鼓勵或建議。

評分項目：發音是否正確、句子是否說得流利、旅遊行程製作內容是否完整。

參、統整活動

一、Padlet 互評分享

1. 複習一下今日學生們的分享。
2. 觀看同學給予的評分和回饋和交流。

二、心得分享：請打出此次交流課程的心得至 Google Classroom。

T: Now, let's start our sharing. Hsinchu first, and then take turns.

T: Good Job. Then, everyone, please scan the QRcode. You can see the work and give it the 1-5 stars and feedback. For example, good, great, your paint is beautiful and so on. How do you give the scores? You can see in the website.

T: Now, Let's see the feedback from your classmates or pen pals in Hsinchu. What do you think about the activity? You can share with them online.

T: We have a good time with them. It's time to say good bye. Hope to see you again. Good bye.

線上同儕互評

參與度評量

指導注意事項

如有指導注意事項請在此說明，無則免填

參考資料

1. 翰林備課手冊
2. 發音教室遊戲書

附錄

1. HWG 4 U1 What Time Is It? 學習單(附件四)
2. 互評標準(附件五)

附件四、

Worksheet: HWG4 U1 What Time Is It?

Class: _____ Number: _____ Name: _____

Sentence:

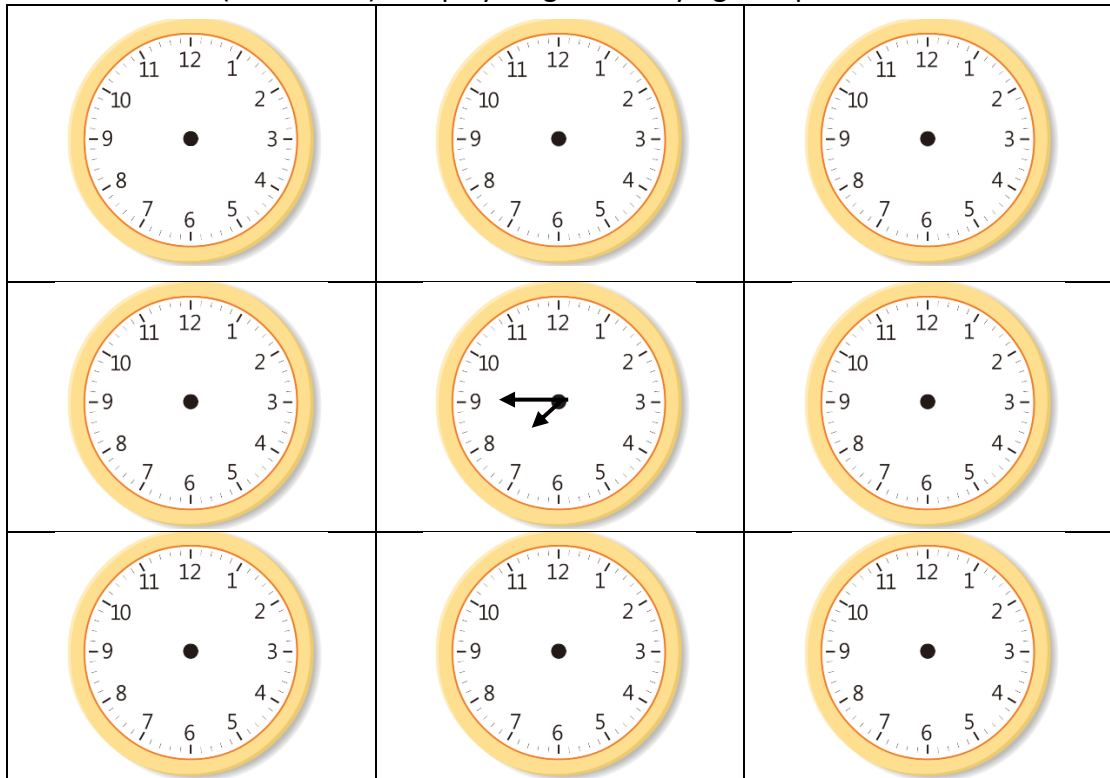
Q: What time is it?

A: It's _____ o'clock. / It's ten o five. / It's seven thirty. / It's twelve fifty-five.

I. Practicize the question and the answer. (Choose nine)

Word Bank		
4: 30	1: 05	9: 55
11: 35	8: 10	6: 00
7: 45	5: 15	10: 20
3: 50	2:25	12: 40


II. Draw the time(from Part I) and play bingo with saying the question and the answer.



III. Create your clock and finish the sentence.

Q: _____

A: _____



附件五；互評評分標準

	5	4	3	2	1
發音標準	發音標準，能清楚理解。	發音有 1-2 個錯誤或發音不清楚，但大部分都能理解	發音有 3-5 個錯誤，一半以上可以理解。	發音有 6-7 個錯誤，尚理解語意。	發音幾乎錯誤，無法理解語意。
口語流利	說話通順，能清楚理解	說話有點停頓，但大部分能理解	說話停頓多次，但一半以上可以理解	說話停頓多次，尚能理解語意。	說話一直停頓，無法理解理解語意。
作業完成度	依照作業標準完成作業，並有美編塗色或具有創意。	依照作業標準完成作業，有美編塗色。	依照作業標準完成作業，無著色。	一半以上能依照作業標準完成作業，有些缺漏。	幾乎未能依照作業標準完成作業，許多未寫或未完成。

附件三

著作財產權授權同意書

本人參加「基隆市配合「雙語國家政策」辦理全英語教案徵選」計畫，作品名稱為 Unit 1 What Time Is It?，保證均使用自製或經授權完整之圖片、文字等各類著作。

謹此授權基隆市英語教學資源中心及其網站可供典藏、推廣、發布、發行、重製、公開展示撥放及有關其他所有著作財產權利用行為之權利。

此致

基隆市英語教學資源中心

立授權書人：(簽名或蓋章)

許淑華

身分證字號：F228534516

通訊地址：基隆市信義區東明路165號3F

連絡電話：0987166192

電子郵件：sophiehsu55201314@gmail.com

中華民國 112 年 7 月 14 日

111學年度全英語教案比賽智慧財產權切結書

立切結書人

許淑華

茲依照基隆市英語資源中心之公告，參加「111學年度全英語教案徵選比賽」，除願遵守各項申請作業之規定，且依規定完成各項手續外，並承諾下列事項：

- 一、所提教案比賽文件均屬本人自行撰寫之事實，如有虛偽，其所發生之任何糾紛及後果，概由立切結書人自行負責。
- 二、所提出教案比賽各項內容及構想，自提出之日起，無償授權執行機關有權於任何地點、任何時間以任何方式利用、及再授權他人利用該構想及使用所提資料之權利。
- 三、立切結書人保證所提出教案比賽文件之內容，絕無侵害第三人之智慧財產權。如因而涉及任何侵害第三人智慧財產權時，執行機關因此所受之損害及所支出之費用(包括但不限於訴訟、仲裁或相關協調、和解費用及律師酬金)均由立切結書人負責賠償。如執行單位因此類爭訟事件延滯本案之推動，立切結書人應負完全之責任，並賠償執行機關因此所受之損害。

以上切結事項，如未確遵辦理，願依規定負完全之責任，特立此切結書為憑。

此致

基隆市正濱國民小學(英語資源中心)

立切結書人：許淑華 (簽章)

身分證字號：F 228534516

電話：0987766192

地址：基隆市信義區東明路165號3下

中華民國 112年 7月 14日