

附件一

基隆市 113 學年度國中小英語領域採全英語教學教案設計

領域 / 科目	英語文領域		設計者	許淑華
實施年級	五年級		教學節次	共 5 節
單元名稱	HWG 6 U3- What Would You Like for Dinner?			
設計理念	<p>本次教案依照學生程度、興趣和搭配學校 THSD 的計畫進行設計。</p> <p>在本課的開始先由課文圖片帶入國家，讓學生認識國家景點、美食、旅遊注意事項，逐漸讓學生培養國際化思維，理解入境隨俗之意涵。</p> <p>為了達到其教學成效，在單字與句型教學做更扎實的設計，也確實要求自己在每一堂課能引導學生完成每一項任務，並樂在其中。課堂中學生使用平板學習，同儕間能互相觀摩、討論學習，彼此激勵，帶動正向學習的氛圍，並逐漸達到精熟學習。</p> <p>多元的線上平台學習能讓學生有更多的嘗試與激發學習樂趣，不僅在學校課堂上練習與同學互動，更可以於課後時段自主複習，期許學生培養自學精神、能自主完成學習任務並應用於生活當中。</p> <p>在本單元的最後，讓學生使用自主觀看英文影片，自學食物種類的英文，學習自己規劃健康菜單和朋友分享，並提醒彼此要均衡飲食，才能彼此都有健康的身體，藉此達到自發、互動、共好之精神並提升英文能力之目標。</p>			
課程架構圖	<div><div>國家簡介與課文介紹</div><div>➡</div><div>單字教學</div><div>➡</div><div>句型教學</div><div>➡</div><div>自然發音教學</div><div>➡</div><div>自學素養與分享</div></div>			
設計依據				
學習重點	學習表現	<ul style="list-style-type: none">● 1-III-1 能聽辨英語的子音、母音及其不同的組合。● 1-III-6 能聽懂課堂中所學的字詞。● 1-III-9 能聽懂簡易句型的句子。● 2-III-2 能說出課堂中所學的字詞。● 2-III-7 能作簡易的回答和描述。● 2-III-8 能作簡易的提問。● 3-III-1 能辨識課堂中所學的字詞。● 3-III-5 能看懂課堂中所學的簡易對話。● 4-III-1 能抄寫課堂中所學的字詞。● 4-III-2 能抄寫課堂中所學的句子。● 6-III-2 樂於參與課堂中各類練習	核心素養	<ul style="list-style-type: none">● B1 符號運用與溝通表達● C3 多元文化與國際理解● 英-E-B1 具備入門的聽、說、讀、寫英文能力。在引導下，能運用所學、字詞及句型進行簡易日常溝通。● 英-E-C3 認識國內外主要節慶習俗及風土民情。

		活動，不畏犯錯。 ● 8-III-4 能了解外國風土民情。		
	學習內容	● Ab-III-1 子音、母音及其組合。 ● Ac-III-4 國小階段所學字詞（能聽、讀、說 300 字詞，其中必須拼寫 180 字詞）。 ● Ad-III-2 簡易、常用的句型結構。 ● B-III-2 國小階段所學字詞及句型的生活溝通。 ● C-III-2 國內外主要節慶習俗。		
與其他領域/科目的連結		三年級健康：食物的分類		
教材來源		翰林 HWG6 課本、習作、備課用書		
教學設備/資源		電子書、翰林趣味派、Youtube 影片、Google Classroom、quizlet、Wordwall、學習吧、Baamboozle、Mangachat		
學習目標				
● 認識新加坡，知道其地理位置、美食、景點與旅遊注意事項。 ● 能了解、聽懂及跟讀本課故事對話，並進行簡易的角色扮演。 ● 能聽懂、辨識並摹寫本課單字：breakfast, lunch, dinner, bread, chicken, salad, soup, noodles。 ● 能以 What would you like for lunch? Would you like some bread for lunch? 詢問他們三餐想吃的食物，並以 I'd some salad. 及 Yes, please./ No, thank you. I'd like some soup. 做適當回答。 ● 能聽懂並以正確的語調說出本課句型。 ● 能聽辨及運用字母拼讀法念出以 ch, sh 所組成的字詞：chicken, church, lunch, shop, short, fish，並能聽讀本課字母拼讀韻文。				
教學活動設計				
節次	教學流程及活動設計		教師用語	教學資源與評量
第一節課	<p>壹、引起動機(15 分)</p> <p>一、看圖猜測國家</p>  <p>二、觀看國家介紹影片</p> <p>1. 課本: Let's Travel</p>  <p>(1) What famous spots in Singapore do you want</p>		<p>T: Good morning, everyone. Please take out your student book and turn to page 39.</p> <p>T: OK, everyone's done. Look at the picture. What do you see?</p> <p>S: I see the lionfish.</p> <p>T: Great. Do you know where they are?</p> <p>S: Singapore.</p> <p>T: Nice. Now, we will see some videos about Singapore.</p>	口頭評量

to visit? Why?

A: The Merlion Park, Sentosa Island,
Gardens By the Bay ...and so on.

Ss: Special, fun.....

- (2) What are the famous dishes in
Singapore? Which one do you like?
Why?

A: Laksa, Bak Kut Teh, Nyo Nya kuih...

Ss: I like Laksa. It's yummy.

I don't like Nyo Nya Kuih because
it's too sweet.

2. Youtube: 新加坡行前準備?! Before Travel
to Singapore?

<https://youtu.be/kMUeoNxfsnw?si=dfNXE5MwbR6YAxJq>



T: When you visit
other country, you
need to know what
you can't do or you
will have troubles.
So, see the video and
remember it.

貳、發展活動(20分)

一、觀看課文影片與問答



T: Later, I will ask
some questions.


- (1) What's wrong with Abu?
Ss: He is tired and thirsty.
- (2) What is Amber doing?
Ss: She is taking a photo.
- (3) What do they see in Gardens by the Bay?
Ss: They see Supertrees.
- (4) Who wants some noodles for dinner?
Ss: Abu and Edison.
- (5) What happened at the end?
Ss: It rained. They ate raining food.

二、重點提醒與課文朗讀

參與度評
量

口頭評量

(1)作筆記: 語調念法、觀念釐清



(2) 課文朗讀

參、總結活動

一、完成英習 P. 39

Read, Number, and Check Read the story and check the boxes.

1. ☐ Abu is tired and thirsty.

2. ☐ It's raining and Abu has an idea.

3. ☐ The kids are at Merlion Park.

4. ☐ It's raining food! Everyone is happy.

5. ☐ The kids see the Supertrees. Rocky is hungry.

6. ☐ Edison and Rocky would like some noodles for dinner.

Part 2 Write the names of the food in the boxes.

	salad	bread	soup	noodles

二、課後作業

(1) 複習與朗讀課文

(2) 請觀看 Google Classroom 上的影片，並留言，下堂課會加分。

新加坡介紹 Singapore

- 景點介紹 https://youtu.be/3BT-0_dJVwQ?si=WdIKRhcVkoehigS9
 - 新加坡旅遊10個注意事項 https://youtu.be/HwVzzwy_HbU?si=QDGaoWwuYrW3tSb4
 - 新加坡旅行攻略 <https://youtu.be/HER4lxUHJHo?si=8aICYV1jijnKEHG>
 - 新加坡 魚尾獅 的由來 https://youtu.be/x_BwOtwHx0c?si=hlzGdktXG9KFZjvP
- 看完後請小朋友分享最喜歡哪一個影片，並留言你印象最深刻的事！請不要和同學重複！
- 5 / 10 號前留言，加分！

5 則課程留言

- 50106洪羽彤 5月7日
我最喜歡第4個影片，我對魚尾獅的設計很感興趣。
- 50107陳玟瑋 5月9日
我最喜歡第二個影片，因為他們告訴我們新加坡的十個注意事項，避免自己犯了他們的規矩。
- 50109許雅喬 5月9日
我最喜歡第三個影片，因為他告訴我們如何快速通關申請和.....，希望以後會用到。
- 50101張國竺 5月15日
我最喜歡第一個影片，有空中飛行員非常的酷，想去體驗看看。

[第一節課結束]

T: I'd like is I would like. Don't forget it.

T: "would like" means "want".

T: When you ask Yes/No questions, raise your intonation.

T: No, thank you, you also can say No, thanks.

T: Now, please read aloud.

T: Please take out your workbook and finish page 39.

紙筆評量

T: Review the story and read it aloud at home.

T: After you finish the videos, please leave the comments on Google Classroom. Next week, I will check it and give you the point on ClassDojo. Class is over. Let's take a break.

壹、引起動機(7分鐘)

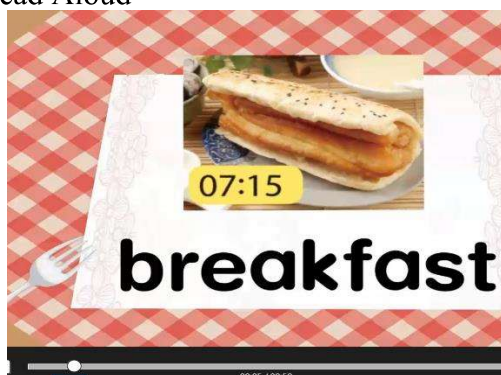
一、課文複習影音派

1. Read it aloud.
2. Answer questions



二、電子書單字影片

1. Listen
2. Read Aloud



貳、發展活動

一、單字教學與筆記(15分鐘)

1. phonic teaching
2. extra words
 - (1) At 12:00, You will have?
Ss: Lunch.
 - (2) How about 10:00?
Ss: Brunch.
 - (3) What time do you have dinner?
Ss: I have dinner at 6:00 p.m.



(其餘 7 個單字以此類推)

T: Good morning, everyone. Let's review the story and answer the questions together.

口頭評量

T: Good! Now, Take out your student book and turn to page 44.

T: Let's see the video about the words.

T: Listen and say the words.

T: Please take out your pencil, eraser and highlighter. Let's take notes.

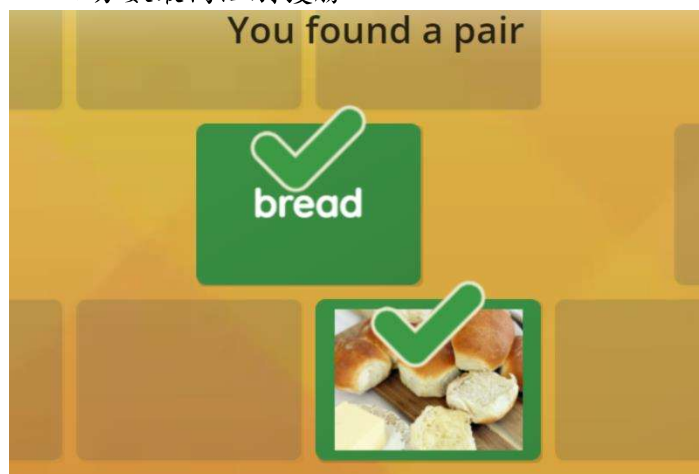
What's the sound of "ea"? here? Yes, the sound is "e". Here, fast, we don't say "fast". We say "fæst". Combine break and fast and read aloud. At 7:00, we have breakfast.

T: Now, please write down on your student book.

參與度評量

二、Match and Say- Wordwall (10 分鐘)

1. 兩組派代表猜拳決定順序。
2. 每選一張牌都要大聲唸出單字。
3. 配對成功，可以繼續遊戲，並獲得 1 分。
4. 配對失敗，則換下一組，直到所有卡片都配對完成。
5. 分數最高組別獲勝。



參、總結活動

一、單字挑戰(5 分鐘):

1. Listen and Choose (翰林趣味派)
 - (1) 掃描 QR code 後開始練習
 - (2) 5 分鐘後觀看排名，前 5 名加 2 分。



二、發派作業(2 分鐘)

1. 翰林趣味派- 單字拼打(Google Classroom)



T: Paper, scissors, stone to decide which team is the first. The player choose 2 cards, one at a time and then read it aloud. If the cards match, the player takes the cards and turns over two more cards. If the cards do not match, pass to the next player. Play continues until all the cards have been picked up. The player with the most cards wins the game.

T: Now, take out your iPad, scan the QR code, and type your number and name on the website.

T: You have 5 minutes to finish the game and I will give you 2 points from the first prize to the fifth prize.

T: Please finish the online practice and worksheet at home. Hand it in to me tomorrow.

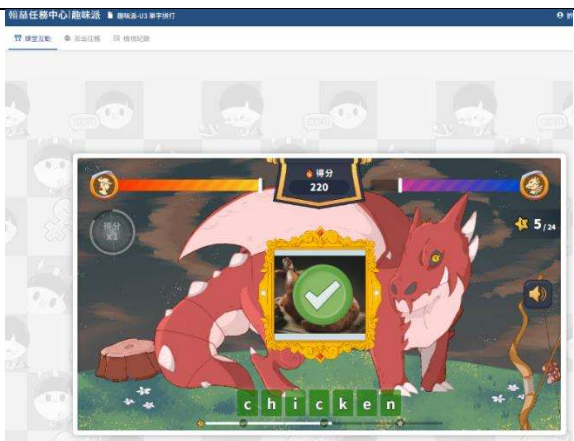
Class is over. Let's take a break.

參與度評量

口頭評量

線上評量

作業評量



2. 單字練習卷(附件二)

HWG 6 英 U3 單字練習卷

Class: _____ Number: _____ Name: _____

I. Find and write 找一找本課單字並寫下來

中文	英文	英文	英文
中文			
中文			
中文			
中文			
中文			
中文			
中文			
中文			

II. Look and Circle: 找到單字並圈起來(請看 Part 1 共 10 個單字)

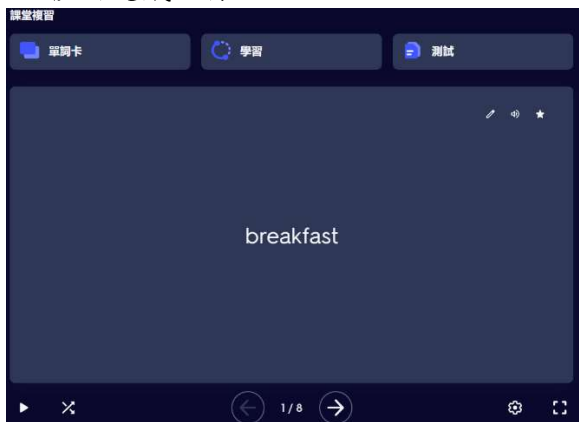
P	C	B	O	S	O	M	E	U	K	Z
G	Y	B	R	E	A	D	A	E	H	U
G	S	A	L	B	S	L	I	D	C	W
X	O	B	V	R	T	P	N	F	H	H
S	U	U	D	E	Q	W	O	Y	I	A
A	P	T	I	A	O	L	O	R	C	T
L	X	C	N	K	M	U	D	T	K	T
A	B	Q	N	F	W	N	L	Q	E	G
D	G	W	E	A	S	C	E	N	N	Q
Y	K	Z	R	S	G	H	S	D	I	S
A	F	R	S	T	Q	T	K	N	K	W

[第二節課結束]

壹、引起動機(10 分鐘)

一、Quizlet 單字配對挑戰(5 分鐘)

1. 先使用 quizlet 複習上一堂課所教的單字。
2. 請學生輪流上台進行中英配對遊戲。
3. 15 秒內完成加分。




T: Good morning, everyone. Let's review the words. Later, I will call you and come to the front to play a match game. If you can finish the game within 15 seconds, you will get 1 point.

參與度評量



二、本課句型引導(5 分鐘)



- (1) Where are they?
Ss: They are in the restaurant.
- (2) What are they doing?
Ss: They are ordering lunch.
- (3) What does the waiter do?
Ss: He asks the question, "What would you like for lunch?"
- (4) What does the boy do?
Ss: He answers, "I'd like some salad".
- (5) What does the waitress do?
Ss: She asks the question, "Would you like some bread for lunch?"



貳、發展活動(20 分鐘)

一、Online Spinner(10 分鐘)



1. 把學生分成 4 組。
2. 請全班一起問: What would you like for breakfast?

T: Now, please take out your student book. Turn to pages 44-45.

T: You can see the waiter and the waitress.

T: The lady says, "No, thank you. I'd like some soup." If you want some bread, you can say, "Yes, please."

T: I'll divide you into 4 groups. Everyone asks the question, "What would you like for breakfast?" I'll call Line 1, please stand up and say the answer, "I'd like some salad." The fastest and loudest one is the winner.

口頭評量

口頭評量

3. 請第一排學生起立，並同時回答 I'd like some salad.
4. 回答得最快、最大聲的同學獲勝。
- 二、 Whose Menu? (8 分鐘)

food	drinks	fruit
noodles	juice	a watermelon
bread	water	an apple
chicken	soup	a banana
salad	milk	
a hamburger		

1. 複習表格裡 12 個食物單字。
2. 發下小紙條，請學生在紙條上寫下 2 種食物後交給老師。
3. 老師將紙條隨意發給學生，請學生以紙條上的單字用 Would you like _____ and _____ ?造句，詢問同學紙條是否為他點的菜單。
4. 找到菜單主人的同學請大聲喊 Bingo! 就是贏家。

參、總結活動(10 分鐘)

一、口說挑戰-學習吧(5 分鐘)

1. 登入學習吧，找到 U3 開始進行口說挑戰。
2. 80 分以上過關!

breakfast lunch
dinner
What would you like for dinner?
I would like some bread for dinner.
Would you like some noodles for lunch.
Yes, please.
No, thank you.
I would like some chicken.

繳交紀錄		學生檔案					
繳交狀態	班級	座號	姓名	正確率	流暢度	次數	分數
已提交 2024/09/11 21:46	五年學班	2	陳新翰	100.00%	90	10	-
已提交 2024/09/11 20:24	五年學班	2	陳炳書	93.94%	74	5	-

二、完成英習 P.25-28(4 分鐘)

1. 先完成口說挑戰的同學就可以寫英習。
2. 有問題可以問老師。

三、派發回家作業(1 分鐘)

T: Later, we will play” Whose Menu?”

Let’s review the words. Repeat after me.

I will give you a paper. Please write down 2 food and hand it in to me.

I will give you the paper that you don’t know who wrote it.

You ask the question, “Would you like _____ and _____ ?”

according to your paper’s content. If you find the person who wrote it, say Bingo. You are the winner.

T: Everyone, please take out your iPad and log in Learnmode. I give you 5 minutes to finish the speaking task.

When you get 80 on the speaing task, you’ll pass it.

T: If you finish speaking task, you can do your homework. If you have any questions, please raise your hand.

T: Remember to finish your worksheet at home. Hand in to me tomorrow.

Class is over. Let’s take a break.

口頭評量

線上評量

HWG 6 英 U3 句型練習卷

Class: _____ Number: _____ Name: _____

I. 句型練習(請依照指定要求完成句子)

Q: _____ would you like for _____? 你午餐想吃什麼?

A: I would like some _____. 我想要一些沙拉。 = _____ like some salad.

() ←請寫出中文意思 (縮寫)

Q: _____ you _____ some bread for _____? 你想要一些麵包當作晚餐嗎?



A: Yes, _____. 是的, 麻煩了。

Q: _____ he _____ some watermelon juice for _____? 他想要一些西瓜汁當早餐嗎?



A: No, _____ you. _____ like some milk. 不, 謝謝。我想要一些牛奶。

() ←請寫出中文意思

II. Look and Write 看圖寫出正確的答案, 完成句子

1. 	1. Willy is tired and _____. He _____ like some _____ for dinner.
2. 	A: Do you want some ice cream? B: No, thank you. I have a _____, but I can have some _____.

III. Look and Write 看圖寫出正確的對應句

1.  18:30 _____ like some noodles.	2.  06:30 Yes, please.
--	--

IV. Unscramble 句子重組

1. soup / would / breakfast / some / like / for / . / Ella
2. you / ? / like / for / What / dinner / would

[第三節課結束]

壹、引起動機(8分鐘)

一、Phonics Video 快歌挑戰賽

<https://youtu.be/et1Jc2UPiGw?si=u2kIrZw-C3CKnKqf>

1. 先聆聽歌曲 1 次、唱 1 次
2. 將速度調快 1.25 倍唱 1 次
3. 根據組別的表演, 加分!



二、Phonics Story

<https://youtu.be/eUM94K5clyA?si=Y699Cj0pkXzzRijs>

T: Good morning, everyone. Let's listen to the phonic song first.

Now, let's try to sing it.

Later, we will try to sing it faster. Try your best to sing it. Here we go.

Let's sing it faster and faster.
Ready Go!
Great Job!
Keep it going!

Let's watch the story and try to repeat after it. It's a funny story.

作業評量

參與度評量



igraphs | ch, sh | Phonics Songs and Stories | Learn to Read

貳、發展活動(17 分鐘)

一、Listen and Choose(Wordwall) (5 分鐘)

1. 全班分成兩組，輪流派代表上台挑戰。
2. 最先搶答並答對獲勝得分。



二、Look and say (12 分鐘)

1. 先跟老師唸讀 2 次。
2. 全班分成 2 組。
3. 請看著磁鐵，念出發音字。
4. 唸的最迅速、最大聲的同學獲勝。

ch	sh
● church	short
chicken	ship
cheap	sheep
chop	shop
lunch	brush

參、總結活動

一、完成英習 P.45-47 (6 分鐘)

1. 一起聆聽完成後，自己批改。
2. 訂正英習。



Come and see what's under the sea.
There's a treasure box by an old (ship / chip).
A (king / ring) in the treasure box is shining.
And the gold (whales / shells) are pretty.



Come and see what's under the sea.
There's one white (whale / share) swimming.
Two (phones / dolphins) are playing.
And three (shrimps / fish) are dancing.
They are all happy.

參與度評量

參與度評量

口頭評量

紙筆評量

T: Now, I will divide you into 2 groups. Choose one person to play the game. The first person to click the right answer is the winner.

T: Ler's play "Look and Say" Please read the words aloud.
"Ch-ur-ch"
"church"

Look at the magnet. When I put here, please say "Ch-ur-ch" "church"
The faster and louder one is the winner. You will get the point.

T: Please take out your workbook. Let's listen and write. Next, take out your red pen and check your answer. Revise it later.

二、發音大挑戰-翰林趣味派(4 分鐘)

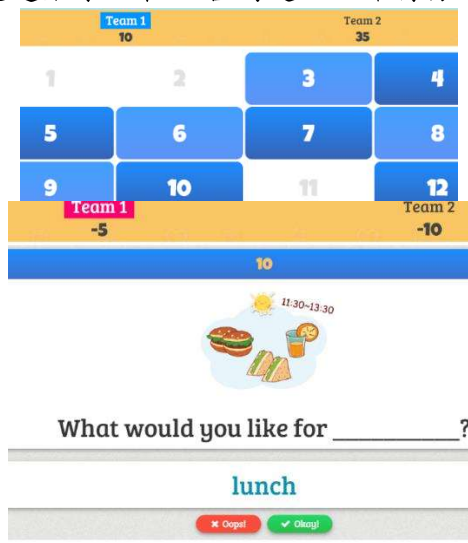


[第四節課結束]

壹、引起動機

一、Baamboozle 小組對抗賽(7 分鐘)

1. 將全班分成兩組。猜拳決定順序。
2. 先選數字，在回答問題，正確得分。



貳、發展活動 (20 分鐘)

一、Make a Balanced Meal Plan

1. Video: The AMAZING Food Groups for KIDS!
<https://youtu.be/iaCGo6WmKBo?si=zcUquOTu-sVmcQ1R>
2. Finish Food Group Sorting
3. Make a balanced Meal Plan
4. Find three friends to share your plan.
Sentence: I'd like some _____, _____, and _____ for dinner.



T: Put away your workbook and take out your iPad. Scan the QR code and type your number and name. Then, you can start your task. I will give 2 points from the fifth prize to the first prize. Class is over. Let's take a break.

T: Good morning, everyone. Today, we start from a game. I will divide you into 2 teams. Choose a person to paper, scissors, stone. The winner starts first. It takes turn. Choose the number and answer the question. Correct, got point.

T: Now, it's self-learning time. Please take out your iPad and then watch the video. I put the link on Google Classroom. I give you 10 minutes to finish the food group sorting.

線上評量

口頭評量

參與度評量

Worksheet: What Would You Like for Dinner?

I. Food Group Sorting

milk, cabbages, bread, rice, noodles, meat, cheese, yogurt, watermelons, bananas, carrots, egg


Fruits & Vegetables	Grains	Protein	Dairy

II. Make a Balanced Meal Plan

Directions: Draw 1 to 4 items from each food group you would like to have for dinner.

參、總結活動

- 一、Write a diary: Mangachat (11 分鐘)
1. What would you like for dinner?
 2. How was your dinner?
 3. How do you like it?



- 二、指派回家作業(2 分鐘)
- 請回家完成線上練習。完成後請在 Google Classroom 留言 I'm done.

T: Time's up. Think about it. What would you like for dinner? Make a healthy and balanced meal plan. Every item you should have that means balanced. I give you 5 minutes to write down your plan.

T: Time's up. Now, find three friends to share your plan. Use the sentence, "I'd like some _____, _____, and _____ for dinner."



T: Good job, everyone! You are all good self-learners. You finish this task. Hand it in to me, thanks.

T: Did you remember that what you eat yesterday? Now, let's try to type your thought and feeling on Mangachat.

T: Now, you all finish the diary. I put some online practice on Google

作業評量

線上評量

	<p>quizlet 句型配對 https://quizlet.com/tw/850405920/here-we-go-6-u3-%E5%8F%A5%E5%9E%8B%E6%A2%9D-flash-cards/?x=1jqt 單字練習 https://wordwall.net/play/74261/012/389 句型排列練習 https://wordwall.net/play/72308/666/617 下週一加分 記得在下週留言 I'm done.</p> <hr/> <p>👤4 則課程留言</p> <p> 50110石雨麟 6月18日  I'm done.</p>	<p>Classroom. If you finish all the homework, please leave a message, “I’m done.” I will give you 1 point. Class is over. See you next time.</p>	
<p style="text-align: center;"><u>指導注意事項</u></p>			
<p>如有指導注意事項請在此說明，無則免填</p>			
<p style="text-align: center;"><u>參考資料</u></p>			
<p>翰林備課用書、Canva</p>			
<p style="text-align: center;"><u>附錄</u></p>			
<p>自製學習單(附錄一、二、三)</p>			

附錄一

HWG 6 英 U3 單字練習卷

Class: _____ Number: _____ Name: _____

I. Find and write 找一找本課單字並寫下來

中文:	_____	_____	_____
	_____	_____	_____
	_____	_____	_____
中文:	_____	_____	_____
	_____	_____	_____
	_____	_____	_____
中文:	_____	_____	_____
	_____	_____	_____
	_____	_____	_____
中文:	_____	_____	_____
	_____	_____	_____
	_____	_____	_____
中文:	_____	_____	_____
	_____	_____	_____
	_____	_____	_____
中文:	_____	_____	_____
	_____	_____	_____
	_____	_____	_____

II. Look and Circle: 找到單字並圈起來(請看 Part 1 共 10 個單字)

P	C	B	O	S	O	M	E	U	K	Z
G	Y	B	R	E	A	D	A	E	H	U
G	S	A	L	B	S	L	I	D	C	W
X	O	B	V	R	T	P	N	F	H	H
S	U	U	D	E	Q	W	O	Y	I	A
A	P	T	I	A	O	L	O	R	C	T
L	X	C	N	K	M	U	D	T	K	T
A	B	Q	N	F	W	N	L	Q	E	G
D	G	W	E	A	S	C	E	N	N	Q
Y	K	Z	R	S	G	H	S	D	I	S
A	F	R	S	T	Q	T	K	N	K	W

附錄二

HWG 6 英 U3 句型練習卷

Class: _____ Number: _____ Name: _____

I. 句型練習(請依照指定要求完成句子)

Q: _____ would you like for _____? 你午餐想吃什麼?

A: I **would like** some _____. 我想要一些沙拉。 = _____ **like some salad.**

() ←請寫出中文意思 (縮寫)


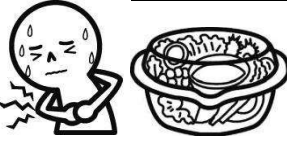
Q: _____ you _____ some bread for _____? 你想要一些麵包當作晚餐嗎?

A: Yes, _____. 是的，麻煩了。



Q: _____ he _____ some watermelon juice for _____? 他想要一些西瓜汁當早餐嗎?

A: No, _____ you. _____ like **some** milk. 不，謝謝。我想要一些牛奶。
() ←請寫出中文意思

II. Look and Write 看圖寫出正確的答案，完成句子

<p>1. </p>	<p>1. Willy is tired and _____. He _____ like some _____ for dinner.</p>
<p>2. </p>	<p>A: Do you want some ice cream? B: No, thank you. I have a _____, but I can have some _____.</p>

III. Look and Write 看圖寫出正確的對應句

<p>1.  A: _____ B: I'd like some noodles.</p>	<p>2.  A: _____ B: Yes, please.</p>
--	--

IV. Unscramble 句子重組

<p>1. soup / would / breakfast / some / like / for / . / Ella</p> <p>_____</p>
<p>2. you / ? / like / for / What / dinner / would</p> <p>_____</p>

附錄三

Worksheet: What Would You Like for Dinner?

Class: _____ Number: _____ Name: _____

I. Food Group Sorting

milk, cabbages, bread, rice, noodles, meat, cheese, yogurt, watermelons, bananas, carrots, egg

Fruits& Vegetables	Grains	Protein	Dairy

II. Make a Balanced Meal Plan

Directions: Draw 1 to 4 items from each food group you would like to have for dinner.

