








附件一

基隆市 113 學年度國中小英語領域採全英語教學教案設計

領域/科目		英語文領域		設計者	任秋潔
實施年級		五年級		教學節次	共 4 節
單元或主題 名稱		Clothes Shopping for a Wedding (How much is it?)			
設計依據					
學習 重點	學習 表現	1-III-6 能聽懂課堂中所學的字詞。 1-III-9 能聽懂簡易句型的句子。 1-III-10 能聽懂簡易的日常生活對話。 2-III-2 能說出課堂中所學的字詞。 2-III-7 能作簡易的回答和描述。 2-III-8 能作簡易的提問。 3-III-1 能辨識課堂中所學的字詞。 3-III-4 能看懂課堂中所學的句子。 3-III-5 能看懂課堂中所學的簡易對話。 4-III-1 能抄寫課堂中所學的字詞。 4-III-6 能書寫課堂中所學的句子。 5-III-5 能以正確的發音及適切速度朗讀簡易句型的句子。 6-II-2 積極參與各種課堂練習活動。		核 心 素 養	總綱 A1 身心素質與自我精進 A2 系統思考與解決問題 B1 符號運用與溝通表達 C2 人際關係與團隊合作 領綱 英-E-A2 具備理解簡易英語文訊息的能力，能運用基本邏輯思考策略提升學習效能。 英-E-B1 具備入門的聽、說、讀、寫英語文能力。在引導下，能運用所學、字詞及句型進行簡易日常溝通。
	學習 內容	Ab-III-1 子音、母音及其組合 。 Ab-III-5 所學的字母拼讀規則(含看字讀音、聽音拼字)。 Ac-III-3 簡易的生活用語。 Ad-III-2 簡易、常用的句型結構。			
教材 來源		康軒版 Wonder World 6 Unit 3			
教學 設備 資源	第一節	天氣圖卡、繪本(Froggy Gets Dressed)、課本、電子書、單字圖卡、字卡、單字講義			
	第二節	單字圖卡／字卡、句型條、句型講義、Canva 投影片(How much...?)、課本、習作			
	第三節	自製 Wordwall 遊戲、課本、習作、電子書影片、Chromebook			
	第四節	訪問名人學習單、習作、Chromebook、Cool English 網站			

學習目標			
1. 能理解天氣與服裝穿著相關。 2. 能熟練本課字彙 dress, skirt, sweater, T-shirt, pants, shorts, sneakers, socks 3. 能熟練本課句型應用，詢問衣物價格並適切回應他人詢問 How much is the (T-shirt)? It's two hundred and ninety-nine dollars. ◦ How much are the (socks)? They're thirty dollars. 4. 能聽懂並朗讀本課故事。			
教學活動設計			
節次	教學流程及活動設計	教師用語	教學資源與評量
第一節	<ul style="list-style-type: none"> <li>Warm up – <u>7 mins</u> <ol style="list-style-type: none"> <li>Greet and have a small talk with students (hereinafter referred to as 'Ss').</li> <li>Prior Knowledge - the Weather Ask Ss the weather today and review all the weather words taught.</li> </ol> </li> <li>Picture Book (Froggy Gets Dressed) – <u>15 mins</u> <ol style="list-style-type: none"> <li>Pre-reading – Read the cover</li> <li>While reading Tell the story (simplify the texts) and invite Ss to observe the picture at the same time.</li> </ol> </li> </ul>	<p>Good morning/afternoon, class. How are you today? Why? (Provide hint words by asking Ss 'Are you happy or sad?' etc., if needed.)</p> <p>Before getting started, let's talk about the weather. How's the weather today? (Ss: It's _____ today.) Good. It's hot and sunny. Look! I am wearing a T-shirt and shorts(point to T's clothing). Take a look at the pictures. How's the weather? (rainy, sunny, cloudy, windy, <i>snowy</i>)</p> <p>Now let's read a story. Look at the picture. How's the weather? (Ss: It's snowy.) This is Froggy. What is he wearing? A scarf. He is wearing a scarf, etc. How's the weather? Is it hot or cold? Yes, it's cold. (TELL THE STORY AND INTERACT WITH Ss. ) It's a cold and snowy day. Froggy wakes up. He wants to play in the snow. He is wearing his (point to the picture of socks) socks. He is wearing his boots. Etc. He flops outside into the</p>	<p>天氣圖卡 口語評量</p> <p>繪本 參與度評量</p>

	<p>3. Post reading – Ask some questions corresponding to the story.</p> <ul style="list-style-type: none"> <li>Vocabulary – <u>10 mins</u> dress, skirt, sweater, T-shirt, pants, shorts, sneakers, socks</li> </ul>  <ol style="list-style-type: none"> <li>Place all the picture cards on the board.</li> <li>Flash the word card and guide Ss to read.</li> <li>Match the word card with the picture card.</li> <li>Identify singular and plural words.</li> <li>Practice reading the words several times</li> <li>Finish Parts A and B on SB54-55</li> </ol> <ul style="list-style-type: none"> <li>Wrap up – <u>8 mins</u> <ol style="list-style-type: none"> <li>Review the Words Distribute the WS and</li> </ol> </li> </ul>	<p>snow. His mother called, “Froggy!” Everybody, say (point to the Capitalized word of FRROOGGY and ask Ss to shout) “Froggy!” “Whaaaat” says froggy. Where are your (Show Ss the picture of pants) pants? Oh, no! My Pants. (Repeat the process to finish the story.)</p> <p>How’s the weather in the story? What is Froggy wearing?</p> <p>Now, let’s learn more clothing words. Please take out your student book and turn to pages 52 and 53. (Flash a word card, e.g., dress) How do you read the word? Please underline ‘dr’. ‘dr’ makes the sound /dr/, ‘e’ /ɛ/, ‘ss’ /s/. /dr/, /ɛ/, /s/ dress. Let’s read the words and say the sentence ‘I am wearing ...’ dress: I am wearing a dress. skirt: I am wearing a skirt. ... pants, here, we don’t say ‘I am wearing a pants.’ Look at here. There are two trouser legs, so for pants or shorts, we add ‘s’ at the end. We say, ‘I am wearing pants.’ shorts: I am wearing shorts. ... Take out your pencil. Listen and Number.</p> <p>Now let’s look at the worksheet and read the words again. Number one, dress. [Ss: Dress.] Do we wear a</p>	<p>課本</p> <p>口語評量 參與度評量</p> <p>單字講義 口語評量 作業評量</p>
--	--	---	---



	<div>project it on the E-whiteboard as well.</div> <div>A. Vocabulary. (Read the Words. Parent's signature: _____)</div> <table><tr><td>Read the words and take notes</td><td>Picture / Meaning</td><td>Read and Write the Words 1-2 times</td></tr><tr><td>1. dress</td><td></td><td></td></tr><tr><td>2. skirt</td><td></td><td></td></tr><tr><td>3. sweater</td><td></td><td></td></tr><tr><td>4. T-shirt</td><td></td><td></td></tr><tr><td>5. pants</td><td></td><td></td></tr><tr><td>6. shorts</td><td></td><td></td></tr><tr><td>7. sneakers</td><td></td><td></td></tr><tr><td>8. socks</td><td></td><td></td></tr></table> <div>B. Vocabulary Games.</div> <table><tr><td>Listen and Choose</td><td>Find the Word</td></tr><tr><td> First Score: _____ Time: _____ Highest Score: _____ Time: _____</td><td> First Score: _____ Highest Score: _____</td></tr></table> <div>C. Vocabulary Map (Write and Draw)</div> <table><tr><td>One Piece</td><td>Top</td><td>Bottom</td><td>Wear on the Feet</td></tr><tr><td></td><td></td><td></td><td></td></tr></table> <div>2. Assign homework. HW – Vocabulary WS</div>	Read the words and take notes	Picture / Meaning	Read and Write the Words 1-2 times	1. dress			2. skirt			3. sweater			4. T-shirt			5. pants			6. shorts			7. sneakers			8. socks			Listen and Choose	Find the Word	 First Score: _____ Time: _____ Highest Score: _____ Time: _____	 First Score: _____ Highest Score: _____	One Piece	Top	Bottom	Wear on the Feet					<div>dress on the top, at the bottom, on our feet, or is it a one-piece clothing? Yes, it's one piece. So you write 'dress' here. (Point to the proper place on the chart in Exercise C.)</div> <div>OK. Let's continue reading the words.</div> <div>...</div> <div>For Exercise B, scan the QR Code and play the game. Write down your scores in the chart.</div> <div>Our homework for today's lesson is to finish this Worksheet and review the words.</div> <div>If you don't have any questions, class dismissed</div>	<div>康軒製作之 Worldword 遊戲</div>
Read the words and take notes	Picture / Meaning	Read and Write the Words 1-2 times																																								
1. dress																																										
2. skirt																																										
3. sweater																																										
4. T-shirt																																										
5. pants																																										
6. shorts																																										
7. sneakers																																										
8. socks																																										
Listen and Choose	Find the Word																																									
 First Score: _____ Time: _____ Highest Score: _____ Time: _____	 First Score: _____ Highest Score: _____																																									
One Piece	Top	Bottom	Wear on the Feet																																							
<div>第二節</div>	<div>● Warm up – 3 mins</div> <div>1. Greeting and Vocabulary Review</div> <div>2. Ask Ss corresponding questions and guide them to answer properly.</div> <div>● Sentence Pattern – 8 mins</div> <div>How much is (the dress)?</div> <div>It's _____ dollars.</div> <div>How much are (the shoes)?</div> <div>They are _____ dollars.</div> <div>1. Place the clothes picture cards on the board (the singular items on one side of the board and the plural items on the other side).</div> <div>2. Make Ss say the words, and guide them to ask for the price and answer the questions accordingly.</div>	<div>Good morning/afternoon, class. Let's look outside. How's the weather today?</div> <div>Yes, it's sunny. So look at me. What is Sophia (point to myself) wearing today? [Ss: You are wearing a T-shirt and a skirt.]</div> <div>Do you wear a sweater on a hot and sunny day? [Ss: No, we don't.]</div> <div>(Place the picture card on the board) What is it? [Ss: T-shirt.] Yes, it's a T-shirt. (Draw a price tag next to it) And It's two hundred and ninety dollars. How much <b>is</b> the T-shirt? (Put the Q&amp;A sentence stripe on the bottom.) It's 290 dollars.</div> <div>What are they? Look, one, two. Do you wear one shoe or two shoes? [Ss: Two shoes.] Yes, two shoes or a pair of shoes. (Draw a price tag) So we can't say 'It's.' We say 'They</div>	<div>單字圖卡 字卡 句型條</div> <div>口語評量</div>																																							







- Activity – How much is it?  
15 mins
- Distribute the Sentence Pattern Worksheet to Ss, and a whiteboard to each group.
  - Ss work in groups. Look at the slide and take turns writing the question “How much ...?” and answering it on the whiteboard.
  - The rest of Ss may write it on their worksheet.



#### Worksheet:

**D. Sentence Patterns.** (Read and Finish the Chart)

 \$250	 \$90
Q: How much is the <u>skirt</u> ?	Q: How much are the <u>socks</u> ?
A: It is <u>two hundred and fifty</u> dollars.	A: They are <u>ninety</u> dollars.

1. Q: How much _____ the _____?	
A: _____	\$ _____
2. Q: How much _____ the _____?	
A: _____	\$ _____
3. Q: _____	
A: _____	\$ _____
4. Q: _____	
A: _____	\$ _____
5. Q: _____	
A: _____	\$ _____
6. Q: _____	
A: _____	\$ _____

- Wrap up – 12 mins
- Review the Sentence

are 500 hundred dollars.’ And the question will be. ‘How much **are** the shoes?’ (Guide Ss to answer ‘They are 500 dollars.’ Repeat the process to introduce other clothing items.)

Now let’s play a game! We will play in groups. Each group gets a whiteboard to write down the answer. This is how we play.

(Show the Canva Slide)

First, look at the picture and ask a question using “How much...?” The price will flash by. Answer the question in a full sentence.

For example, look at the picture. What is it? [Ss: It’s a skirt.] Good, so do we say “How much is the skirt?” or “How much are the skirt?” “Skirt” is singular, so we ask... [Ss: How much is the skirt?] Now look carefully. (Flash the price.) Did you see the price? Write it on the whiteboard. Good. Now write down the answer in a full sentence and show it to me. The group who answers correctly first answer gets 2 points. Other groups get 1 point for the right answer.

In each group, you have to take turns writing on the whiteboard. Other students can write the answer on your worksheet.

Please take out your student book and turn to page 54. Let’s read the

口語評量  
作業評量

句型講義

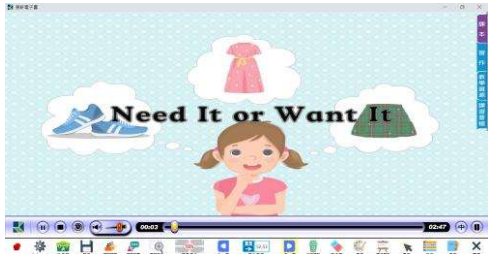
Canva  
投影片



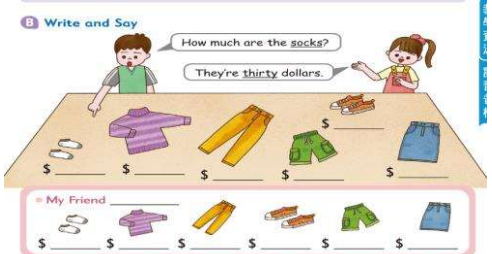
句型講義

課本

	<p>Patterns by going through SB 54-55</p> <p>2. Assign homework –</p> <p>1. Finish the worksheet</p> <p>2. WB 22-23</p>	<p>question in Exercise A. [Ss: How much is the dress?] The answer is... [Ss: It's nine hundred dollars.] Great! Please take out your pencil and eraser. Let's do Exercise B. The homework for today is</p> <p>1. Finish the worksheet.</p> <p>2. workbook pages 22 and 23.</p> <p>If you don't have any questions, class dismissed</p>	<p>句型講義 習作</p>				
<p>第三節</p>	<p>• Warm up – 10 mins</p> <p>1. Greeting and Review</p> <p>Ask Ss the weather and what they are wearing today.</p> <p>2. Identify Needs and Wants</p> <p>Draw the chart on the board. Ask Ss questions to clarify the difference.</p> <table><thead><tr><th>Needs</th><th>Wants</th></tr></thead><tbody><tr><td></td><td></td></tr></tbody></table> <p>Needs and Wants Games</p> <div> sunshine</div> <div><div>Needs</div><div>Wants</div></div> <div><div><div> water</div><div> video games</div><div> fancy clothes</div><div> shelter</div><div> juice</div><div> a toy car</div><div> a hamburger</div><div> food</div><div> sunshine</div><div> chocolate</div><div> vegetables</div><div> clothes</div></div><div><div>Needs</div><div>Wants</div></div><div><div><div></div><div></div><div></div></div><div><div></div><div></div><div></div></div></div></div> <p>3. Watch the video</p>	Needs	Wants			<p>Good morning, class. It's windy today. What is (a student's name) wearing today? Guide Ss to answer the question. Good. We NEED clothes to wear every day. Needs are something we need to keep us healthy and safe. Like we need clothes, food, or...? [Ss: I need ice cream.] (S's name) said Ice cream! Ice cream is a good example of things we WANT but do not NEED. Wants are things we want just for fun or that make us happy. Now let's see. What are the things we want, and what are the things we need?</p> <p>Sunshine, is it Needs or Wants? [Ss: Needs.] (Continue the game)</p> <p>Good! Now, please drag the pictures to Needs or Wants.</p> <p>Let's look at the video to learn more about Needs or Wants.</p> <p>Do you need it or do you want it?</p>	<p>口語評量 參與度評量</p> <p>自製 Wordwall 遊戲</p>  <p>電子書影</p>
Needs	Wants						

	 <ul style="list-style-type: none"> <li>• Story – (SB 49-51) <u>20 mins</u> <ol style="list-style-type: none"> <li>1. Watch the Guided video and the story video of SB 49-51</li> <li>2. Ask questions related to the story.               <ol style="list-style-type: none"> <li>(1) Where are Amy and her mom?</li> <li>(2) What are they going to do? Why?</li> <li>(3) How does Amy feel?</li> <li>(1) How much is the yellow dress?</li> <li>(2) Does Amy like it?</li> <li>(3) What does Amy like?</li> <li>(4) How much are the shorts?</li> <li>(1) How much are the pants?</li> <li>(2) Do they like the pants?</li> <li>(3) What is Amy wearing at Uncle John's wedding?</li> </ol> </li> <li>3. Read the story Ss repeat the sentence after the teacher.</li> <li>4. Role play in a group of three.               <ol style="list-style-type: none"> <li>(1) Give each group a Chromebook. Allow Ss to scan the QR Code to watch the video</li> </ol> </li> </ol> </li> </ul>	<p>(Watch the Video)</p> <p>So sometimes we buy things we need, and sometimes we buy things we want.</p> <p>Take out your student book. Turn to page 49. Let's see what Amy and her mom are going to buy. Do they need it or want it?</p> <p>Look at page 49.</p> <p>Where are Amy and her mom?</p> <p>What are they going to do? Why?</p> <p>How does Amy feel?</p> <p>Look at page 50</p> <p>How much is the yellow dress?</p> <p>Does Amy like it?</p> <p>What does Amy like?</p> <p>How much are the shorts?</p> <p>Look at page 51</p> <p>How much are the pants?</p> <p>Do they like the pants?</p> <p>What is Amy wearing at Uncle John's wedding?</p> <p>Let's read the story all together. Repeat after me. (Read the lines for Ss to repeat.)</p> <p>Now, 3 students are in a group. Pretend you are Amy, Mom, or the clerk. Read the story. You may take out your Chromebook and scan the QR Code to listen to the story again.</p> <p>I will call a group to read on the stage later.</p>	<p>片</p> <p>課文導讀 影片 課文動畫 課本</p> <p>參與度評 量 口語評量</p>         <p>課本朗讀</p>   <p>課本 Chromebook</p> <p>口語評量</p>
--	---	--	--



	<p>again if needed.</p> <p>(2) Ss read the story in groups. The teacher walks around to check their reading.</p> <p>(3) Switch roles if time permits.</p> <ul style="list-style-type: none"> <li>Wrap up – 10 mins             <ol style="list-style-type: none"> <li>Invite one or two groups of Ss to read the story.</li> <li>Assign homework                 <ol style="list-style-type: none"> <li>Listen and read SB49-51</li> <li>WB20-21</li> </ol> </li> </ol> </li> </ul>	<p>Time's up. Now, let me draw a number and invite their team to read the story for us. Number ...</p> <p>Today's homework is to listen to and read the story again.</p> <p>Finish WB pages 20-21.</p> <p>If you don't have any questions, class dismissed.</p>	<p>角色扮演</p>
<p>第四節</p>	<ul style="list-style-type: none"> <li>Warm up – <u>3 mins</u> Greeting</li> <li>Student Book P.55 – <u>7mins</u> <ol style="list-style-type: none"> <li>Ss mark the price for the clothing items on the table.</li> </ol> </li> </ul>  <ol style="list-style-type: none"> <li>Work in pairs. Ask for the price using the sentence pattern 'How much...?'</li> </ol> <ul style="list-style-type: none"> <li>Activity – I Am A Reporter <u>20 mins</u> <ol style="list-style-type: none"> <li>Distribute the Interview Worksheet. Show the WS on the E-Whiteboard.</li> </ol> </li> </ul>	<p>Good morning / afternoon, class.</p> <p>How's the weather today? Is it rainy today? What are you wearing?</p> <p>Please take out your student book and turn to page 55. Look at the picture. What is on the table? Socks, a sweater, pants, shorts, sneakers, and a skirt. Please mark the price. For example, in my store, the socks are 100 dollars, so I would write \$100 here. How much do you think the clothes are? Write down the price.</p> <p>Now, work in pairs. Please write down your partner's name in the blank. (point to the blank after 'My Friend') Ask for the price using 'How much is ...?' or 'How much are ...?'</p> <p>Look at the worksheet. Today we are going to interview a famous person and write down the answer. Here are some questions you can</p>	<p>口語評量</p> <p>課本</p> <p>口語評量</p> <p>對話評量 解決問題</p> <p>訪問名人 學習單</p> <p>解決問題</p>



**Interview Report**

Reporter : \_\_\_\_\_ (50...)

Name \_\_\_\_\_

photo/picture \_\_\_\_\_

clothes \_\_\_\_\_

It is \_\_\_\_\_ today. (weather)

He \_\_\_\_\_ is wearing \_\_\_\_\_.

She \_\_\_\_\_ is wearing \_\_\_\_\_.

The \_\_\_\_\_ is \_\_\_\_\_ dollars.

are \_\_\_\_\_ \$ (price)

Interview Questions references:  
 How's the weather? / Is it (sunny, rainy, windy, cloudy, hot, cold)?  
 What are you wearing today? / Are you wearing (a sweater)?  
 How much is it? / How much is (the T-shirt)? <單數>  
 How much are they? / How much are (the pants)? <複數>

1. 掃描QR Code -> Open ID 登入 -> 國小區 -> 口說  
 2. 選「簡英AI英語聊天機器人」-> Famous People  
 3. 選擇你想訪問的名人 -> 開始訪問 (可參考上方問句)

2. Lead Ss to read the interview questions
3. Have Ss take out their Chromebook and log in to Cool English, follow the instructions, interview the celebrity, and finish the report.
4. Invite some Ss to present their interview report  
 Write down the sentences on the board.
  - (1) I interviewed \_\_\_\_\_.
  - (2) The weather there is \_\_\_\_\_.
  - (3) He / She is wearing \_\_\_\_\_.
  - (4) The \_\_\_\_\_ is / are \_\_\_\_\_ dollars.
- Wrap up – 10 mins
  1. Review the sentence pattern by going through workbook pages 18-19.

ask to get the the answer. (Point to the questions on the worksheet for students to refer to.)

- (1) What's your name?
- (2) How's the weather?  
 Is it (sunny) today?
- (3) What are you wearing today?  
 Are you wearing (a sweater)?
- (4) How much is (the T-shirt)?
- (5) How much are (the pants)?

After asking the questions, write down the answer and draw the pictures.

Now, you may take out your Chromebook and log in to Cool English with your OpenID. Follow the instructions and select a famous person to interview.

Raise your hand if you have any problems with it.

Let me know when you're done.

Ok! I can see most of you finished the worksheet. (one student's name) did a great job. Let's invite her / him to tell us about the report. Tell us who you interviewed, the weather, what he/she is wearing, and how much the clothes are.

You can say 'I interviewed xxx. The weather there is cool. He is wearing a sweater. It is 450 dollars.' Let's welcome (Student's name)

We ask for the price using "How much is the ...?" or "How much are the ...?" Please take out your workbook and turn to pages 18-19. Let's do exercises A and B.

口語評量  
參與度評量

Chromebook  
訪問名人  
學習單

口語評量

習作  
聽力測驗

	<p>2. Assign homework.</p> <p>(1) Finish the interview report.</p> <p>(2) Read SB49-55</p>	<p>The homework for today is to finish the interview report and review the student book pages 49-55.</p> <p>If you don't have any questions, class dismissed</p>	
<b>指導注意事項</b>			
<p>1. 一般公立小學，學生英語程度落差不算小，本校大部分學生未受全英課程訓練，因此實施全英課程時，教師需盡可能提供低成就學生需要的學習鷹架，比如使用英文指令“Take out your student book”的同時，教師把手上的課本舉高，讓學生能看清楚需要使用的課本，告知學生欲翻開頁數“Turn to page 54”，可在黑板上同時寫下〔P.54〕，降低學生理解門檻，避免學生因過多挫折習得無助感而放棄。</p> <p>2. 設法使用更多肢體語言 TPR 教學，圖片／實物輔助，在活動過程中盡量選擇孩子能理解的用語，活動前教師親自或挑選班上程度較好的學生示範，提供其表演舞台的同時，也增加需要幫助的學生學習鷹架。</p> <p>3. 單字講義的編寫，以學生非機械式抄寫，而能一邊動腦思考一邊練習為目標。部份學生字跡稍嫌潦草，為避免因字跡潦草而影響單字閱讀/記憶，因此在製作單字講義時，第一列仍先印出所有正確英文單字，確保其可依據正確單字做練習。</p> <p>4. 使用繪本時，由於繪本內容的文字變化性較大，視個別班級學生程度及學習需求適度調整文本內容以符合課程需求。</p>			
<b>參考資料</b>			
<p>康軒 Wonder World 6 電子書及線上資源</p> <p>繪本 Froggy Gets Dressed</p> <p>Wants and Needs Mini-lesson</p> <p><a href="https://www.youtube.com/watch?v=cyVJikPj0Rc">https://www.youtube.com/watch?v=cyVJikPj0Rc</a></p> <p>Moji Today 粉專</p>			
<b>附錄</b>			
<p>附錄一：單字講義</p> <p>附錄二：句型講義</p> <p>附錄三：名人訪問學習單</p>			

附錄一：單字講義

**A. Vocabulary.** (Read the Words. Parent's signature: \_\_\_\_\_)

Read the words and take notes	Picture / Meaning	Read and Write the Words 1~2 times
1. dress		
2. skirt		
3. sweater		
4. T-shirt		
5. pants		
6. shorts		
7. sneakers		
8. socks		

**B. Vocabulary Games.**

Listen and Choose	Find the Word
 First Score: _____ Time: _____ Highest Score: _____ Time: _____	 First Score: _____ Highest Score: _____

**C. Vocabulary Map** (Write and Draw)

One Piece	Top	Bottom	Wear on the Feet

附錄二：句型講義

**D. Sentence Patterns.** (Read and Finish the Chart)



\$250








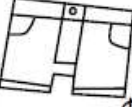
\$90

Q: How much is the skirt?

A: It is two hundred and fifty dollars.

Q: How much are the socks?

A: They are ninety dollars.

1.	Q: How much _____ the _____?	 \$ _____
	A: _____	
2.	Q: How much _____ the _____?	 \$ _____
	A: _____	
3.	Q: _____	 \$ _____
	A: _____	
4.	Q: _____	 \$ _____
	A: _____	
5.	Q: _____	 \$ _____
	A: _____	
6.	Q: _____	 \$ _____
	A: _____	

未完成的同學,可掃描  
QR Code 完成上表。



線上句型練習

First Score: \_\_\_\_\_

Highest Score: \_\_\_\_\_


附錄三：訪問學習單

WW3  
U3

# Interview Report

Reporter : \_\_\_\_\_ (50\_\_)

Name



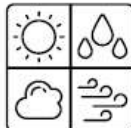
photo/picture

clothes

\$

It is \_\_\_\_\_ today.

(weather)



He \_\_\_\_\_ is wearing \_\_\_\_\_.

She \_\_\_\_\_

The \_\_\_\_\_ is \_\_\_\_\_ dollars.

are \$ (price)


Interview Questions references:

How's the weather? / Is it (sunny, rainy, windy, cloudy, hot, cold)?

What are you wearing today? / Are you wearing (a sweater)?

How much is it? / How much is (the T-shirt)? 〈單數〉

How much are they? / How much are (the pants)? 〈複數〉



1. 掃描QR Code -> Open ID 登入 -> 國小區 -> 口說
2. 選「酷英AI英語聊天機器人」-> Famous People
3. 選擇你想訪問的名人 -> 開始訪問 (可參考上方問句)