

附件一

基隆市 113 學年度國中小英語領域採全英語教學教案設計

領域/科目	英語文領域	設計者	王若瑋
實施年級	五年級	教學節次	共 4 節
單元或主題名稱	Where are you going?		
設計依據			
學習重點	學 習 表 現	【英語領域】 1-III-6 能聽懂課堂中所學的字詞。 3-III-4 能看懂課堂中所學的句子。 5-III-3 能聽懂、讀懂國小階段基本字詞及句型，並使用於簡易日常溝通。 6-III-2 樂於參與課堂中各類練習活動，不畏犯錯。	核 心 素 養 A2 系統思考與解決問題 B1 符號運用與溝通表達 C2 人際關係與團隊合作 英-E-B1 具備入門 的聽、說、讀、寫 英語文能力。在引 導下，能運用所 學、字詞及句型進 行簡易日常溝通。 英-E-C2 積極參與 課內英語文小組學 習活動，培養團隊合作精神。
	學 習 內 容	Ac-III-3 簡易的生活用語。 Ad-III-2 簡易、常用的句型結構。 B-III-2 國小階段所學字詞及句型的生活溝通。	
與其他領域/科目的連結	社會領域 1. 社-E-B3 體驗生活中自然、族群與文化之美，欣賞多元豐富的環境與文化內涵。 資訊教育議題 1. 資 E2 使用資訊科技解決生活中簡單的問題。 2. 資 E10 了解資訊科技於日常生活之重要性。		
教材來源	翰林 Here We Go 5 課本、習作、wordwall、Quizizz、學習單、簡報		
教學設備/資源	投影機、影音設備、簡報、平謄、單字閃示卡、學習單		
學習目標			
1. 學生能聽辨並說出本課單字：bank, bookstore , hospital , library, park ,museum , post office , supermarket 2. 學生能正確聽說並運用句型： Where are you going? / Where's the ____? I'm going to the _____. / It's on _____. 3. 學生能抄寫並正確使用本課單字與句型。 4. 學生能主動用英文詢問並回答地點與位置資訊。 5. 學生能結合社區與基隆景點，認識家鄉並用英語簡單介紹。			

(2) Listen , say and point

教師出示，逐一唸出單字，帶領學生一起唸，出示圖片及 Google Map，請學生指認。

(3) Chat with E-book

3. Practice

(1) 使用平板 wordall，進行單字配對

0:04




(2) 小組單字接龍

(3) 抽唸單字

4. Wrap up

(1) 講解今日回家作業翰林 Here We Go5 習作 p.27



(2) 回家後請拍一張社區中，課堂上教過的地點照片，上傳到 Padlet

Listen carefully. Let's say it together. everyone! Now you know many places. Let's say them one more time!

(1) It's our practice time! Let's play a matching game on the wordwall.

Look at the word. Find the picture. Match them! Are you ready? Go!

(2) Let's play a word chain game. One by one. Say a place. "I say... a park. You say...?" "a supermarket! Good! Next!" "If you can't say a word... sit down!" "The last one is the winner!"

Open your workbook, page twenty-seven. Don't forget your homework today. See you next time!

Take three photos in your neighborhood, and upload them to padlet.

實作評量
口說評量

2

1. Warm up

Review the words.

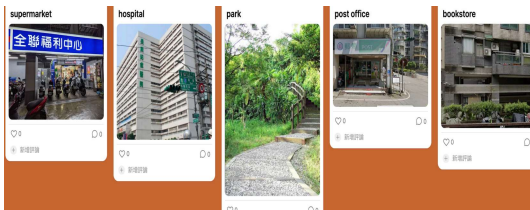
bank, bookstore, hospital,
library, park, museum, post
office, supermarket

bakery, convenience store,
fire station, police station, bus
station, airport

2. Presentation

(1) Padlet

教師請學生打開 Padlet 頁面，回顧回
家上傳的照片，並一起唸出單字



(2) My Neighborhood Map

學生使用 canva 編輯，在地圖上標上
家裡附近的地點（各選 5 個），並請
同學說出該地點名稱。

bank, bookstore, hospital,
library, park, museum, post
office, supermarket

bakery, convenience store, fire
station, police station, bus
station, airport



Let us review the words.
Page 44, please say and
point

Do you remember these
places? Let's see some
photos in padlet. Please
say the word together!

1. Write the title: "My Neighborhood Map"
2. Upload your Google Earth screenshot.
3. Add 5 places near your home. Use the words from class: park, school, supermarket, post office, etc.

When you finish, please
share your map with your
group. Take turns and
introduce your map.




口說評量
實作評量



3. Practice

(1) 使用平板 wordall · 進行單字解謎



(2) 使用平板進行 word search puzzles



4. Wrap up

(1) 講解今日回家學習單 (翰林學習單挑戰書)

(2) 複習單字小考

Now we will play a Wordwall game ! Go to the link (or scan the QR code). Type your name and start. Look at the picture. Spell the word correctly.

Look at the word list. These are the words you need to find. Find the words in the puzzle. Look across, down, or diagonal. Tap and drag to circle the word. When you find a word, drag your finger across the letters."

Don't forget your worksheet and reiew your quiz.







實作評量

Unit 3 – New Words

● Unscramble the Words 請看課本第 44-45 頁，重組出正確的英文單字。

1. a b k n _____ _____	2. a l s i o h t p _____ _____
3. a p r k _____ _____	4. o s o b t r k o e _____ _____
5. e u m s u m _____ _____	6. a y b l r i r _____ _____

● Fill In the Blanks 請將上面的英文單字，填入正確的空格內。

		
_____	_____	_____
		
_____	_____	_____

● Word Search 請圈出上面的英文單字。

h o s p i t a l b
o x g a r a g e o
t o y w y a r d o
e d m z l b a n k
l c h u r c h e s
s p v q s p o r t
j a i l m e a f o
b r a z o o u k r
p k c a r o o m e
l i b r a r y a n

10

★ Supplements (補充單字)

zoo 動物園
gym 健身房
church 教堂
hotel 飯店
airport 機場

3

1. Warm up

教師出示社群軟體的貼文，讓學生猜出地點，並導出句型。

Q: Where are you going?


A: I'm going to the _____.

全聯福利中心基隆樂利店



I am going to the _____.

樂利郵局



Look at this post from my Instagram. What do you see in the picture? Is it a park, a school, or a supermarket?
Take a guess! Please ask me "Where are you going?"
I'm going to the supermarket.

2. Presentation

(1) sentence pattern

Instruct the pattern.

Q: Where are you going?

A: I'm going to the ____.

(2) Where are you going? 默契挑戰

全班起立，手持地點卡牌。
拍手帶節奏，全班唸：「Where are you going?」學生舉牌並說：「I'm going to the park.」或「I'm going to the school.」等，老師點擊 PPT，揭曉地點答案。答案不同的學生坐下，相同者繼續挑戰。

3. Practice

Partner Match:

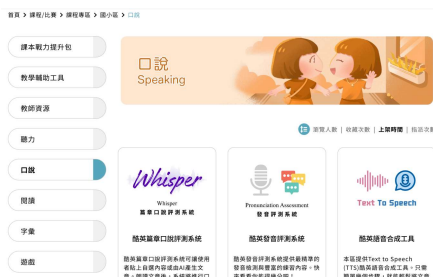
Where Are You Going?

每人拿一張地點卡牌，自由走動找同學對話。先問：「Where are you going?」，對方回答：「I'm going to the ____。」如果地點相同，兩人一起坐下；不同就繼續找下一位。

4. Wrap up

(1) Cool English

完成教師指派的口說任務



(2) 講解今日回家作業翰林 Here We Go5 習作 p.28

Stand up, everyone! Get your cards ready! Let's clap and say together: Where are you going? Choose one card, hold it up, and say: I'm going to the _____. Let's see my answer. Click! I'm going to the _____. If your answer is different, sit down. If it's the same, keep standing!





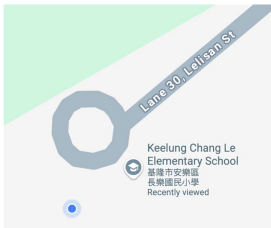
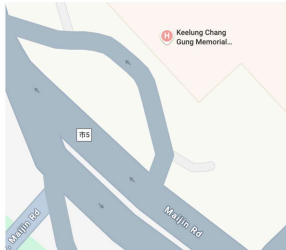
Everyone, take one card. Don't show it to your friends! Walk around. Ask your friends: *Where are you going?* Listen to the answer: I'm going to the _____. If you have the SAME place, sit down together! If it's different, keep walking and asking!" Let's see who stays till the end!

Please finish the speaking task in Cool English. Speak clearly and loudly.

Open your workbook, page twenty-eight. Don't forget your homework today.

口說評量
實作評量

口說評量

	<p>Read and Write 解答</p> <p>1  bookstore . . . going I'm the to Where are you going? _____</p> <p>2  White on It's . Street Where's the museum? _____</p> <p>3  ? the Where's park Red Street It's on Red Street. _____</p> <p>4  are going Where ? you I'm going to the bank. _____</p>		
4	<p>1. Warm up</p> <p>(1) Review the sentence pattern Q: Where are you going? A: I'm going to the ____.</p> <p>(2) 教師用簡報介紹幾個學校附近的地點，並引導句型。 Q: Where's the ____? A: It's on __Street / __ Road.</p> <div data-bbox="332 987 600 1213">  <p>Where's the school ? It's on Lelisan Street.</p> </div> <div data-bbox="332 1234 615 1482">  <p>Where's the hospital ? It's on Maijin Road.</p> </div> <p>2. Presentation</p> <p>(1) sentence pattern Instruct the pattern. Q: Where's the ____? A: It's on __Street / __ Road.</p> <p>(2) Keelung Fun 教師播放影片介紹以下景點，請學生使用 google map 查詢，並回答句型。 https://www.youtube.com/watch?v=w3dj69X3qAA</p>	<p>We will learn about some famous places in Keelung. Let's watch a video first! Now, please use your phone or computer. Open Google Maps. We will search for these places." When you find the place,</p>	<p>□說評量</p> <p>實作評量</p>

1. Keelung Night Market
2. Keelung Train Station
3. National Museum of Marine Science & Technology
4. Zhengbin Fishing Harbor
5. Colorful Houses
6. Heping Island Park



Miaokou Night Market



Colorful Houses

3. Practie

(1) Street Puzzle

學生依據社區地圖提示，在學習單中填入正確地點與街道名稱。找兩位同學練習對話，並完成學習單。

Name: _____ Class: _____

Where are you going?



Where' s the _____ ?
I' m going to the _____.
I want to buy some fruit.
It' s on _____ Street / Road.



Where' s the _____ ?
I' m going to the _____.
I want to send a letter to my mom.
It' s on _____ Street / Road.



please answer with this sentence:

Where are you going?

"I'm going to the _____.

Where's _____?"

"It's on _____ Road / near _____."

Where are you going?

✓ I'm going to Colorful Houses.

Where's Colorful Houses ?

✓ "It's on Beining Road."

Please look at the map.

Read the clues and finish your worksheet. Next, find two partners and practice the dialogue together and write down your answers.

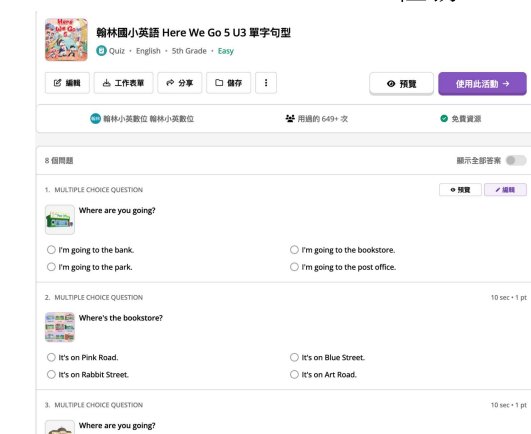
□說評量
實作評量



4. Wrap up

(1) Quizizz

完成教師指派的 Quizizz 任務



(2) 講解今日回家作業翰林 Here We Go5 習作 p.25 p.26



Please finish the task in Quizizz.

Open your workbook, page 25,26. Don't forget your homework today.

參考資料

1. 翰林 Here We Go 5 教材資源
2. 2023 基隆觀光宣傳影片 (英文版)
3. Wordwall, Quizizz, Cool English 相關資源

附錄

Name: _____ Class: _____

Where are you going?



Where' s the _____ ?
I' m going to the _____.
I want to buy some fruit.
It' s on _____ Street / Road.



Where' s the _____ ?
I' m going to the _____.
I want to send a letter to my mom.
It' s on _____ Street / Road.



Blank rectangular box for writing.



Blank rectangular box for writing.