


基隆市 100 學年度國民小學提昇英語閱讀教學成效推動計畫

各校推動英語閱讀成果資料

學校名稱：成功國小	
教學者：李美慧	
書籍封面照片	書籍簡介
	<p>Peter is a second grader who minds others' business more than himself. Though he's often a great help to the teacher, he's sometimes a problem, too.</p> <p>You can learn verbs that describe what students do in class. And the book is also a wonderful material for teaching classroom management.</p>
閱讀教學流程：(可用文字敘述，或照片說故事)	
<ol style="list-style-type: none">1. Story-telling by showing the PPT slides. Read the story and explained the new vocabulary and phrase.2. Discuss the following questions with students.<ul style="list-style-type: none">-What would you do if you are the teacher, Miss Taylor?-What would you do if you are class leader, Peter?-What are proper behaviors in class?-Can you _____ in the classroom/in class?-What does "Mind your own business!" means? List out some behaviors.How do you express your feeling?<ul style="list-style-type: none">-I feel fine.-I feel sad./angry./-He feels embarrassed.3. Role Play / Reader's Theater (optional)4. Story Reading and complete the worksheet (100-A).	

		
<p>Miss Taylor</p>	<p>He is a class leader. He is _____ great help(n).</p>	<p>A problem for</p>
		
<p>draw on the blackboard</p>	<p>forgot to bring one's homework</p>	<p>be talking to</p>
		
<p>finish his/her workbook finish his/her homework</p>	<p>run in the classroom</p>	<p>draw a picture in the notebook draw → _____ (past tense)</p>
		
<p>speak loudly in the library _____ 安靜地閱讀</p>	<p>Give me a break. Leave me alone.</p>	<p>Mind your own business. It's not your business.</p>
		<p>Well done!</p>
<p>He feels embarrassed. _____ 我感到抱歉</p>	<p>be laughing at</p>	<p>The 6th Grade Class _____ Name: _____</p>

基隆市成功國民小學活動相片



說明

進行英語繪本 Miss Taylor 教學活動

圖片
主題



活動名稱：六年級英語閱讀教學活動

說明

英語繪本 Miss Taylor 學習單成果



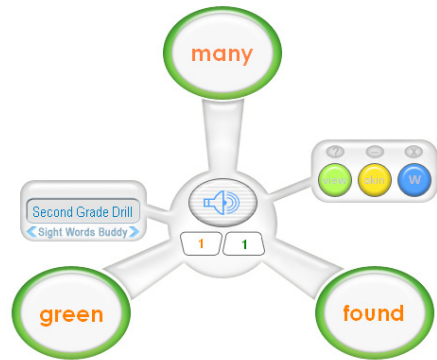
實施日期：100 學年度
實施地點：英語多媒體教室

學校名稱：成功國小

教學者：李美慧

SIGHT WORD BUDDY 軟體

軟體簡介



資料來源




<http://www.quiz-tree.com/sight-words-buddy.html>

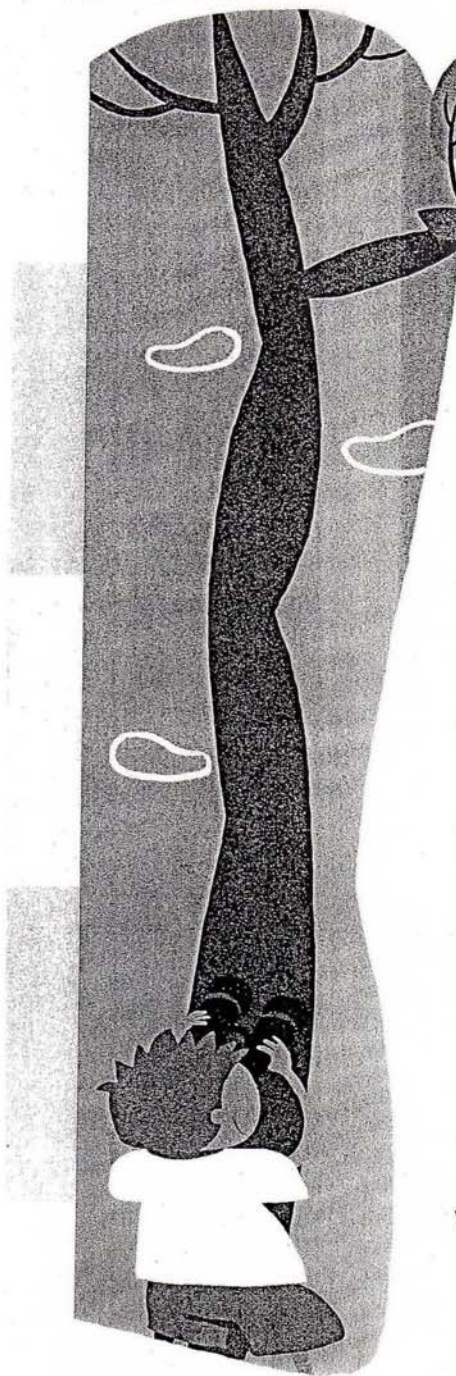
Sight Words Buddy for Windows is designed to provide children with easy and fun Sight Words exercises. When the exercise starts, the student will hear one of the Sight Words. The student's task is to click on the written representation of the word. If the student wishes to repeat the word, he or she can do so by clicking on the "speaker" picture. Both visual and auditory feedback are provided to indicate whether the response is correct. After the student provides the correct answer, the exercise moves to the next word.

教學流程：



1. Introduce SIGHT WORD BUDDY and demonstrate how to use it .
2. Review the sight words by flash card.
3. Review the sight words by worksheet.





It is **a** . . .

Circle the word **a** in each sentence.

It is a bird.

It is a bird in a tree.

It is a bird in a tree with a bug.


It is a bird in a tree with a bug on a leaf.

Write the word **a** on the lines below.


It is



 in



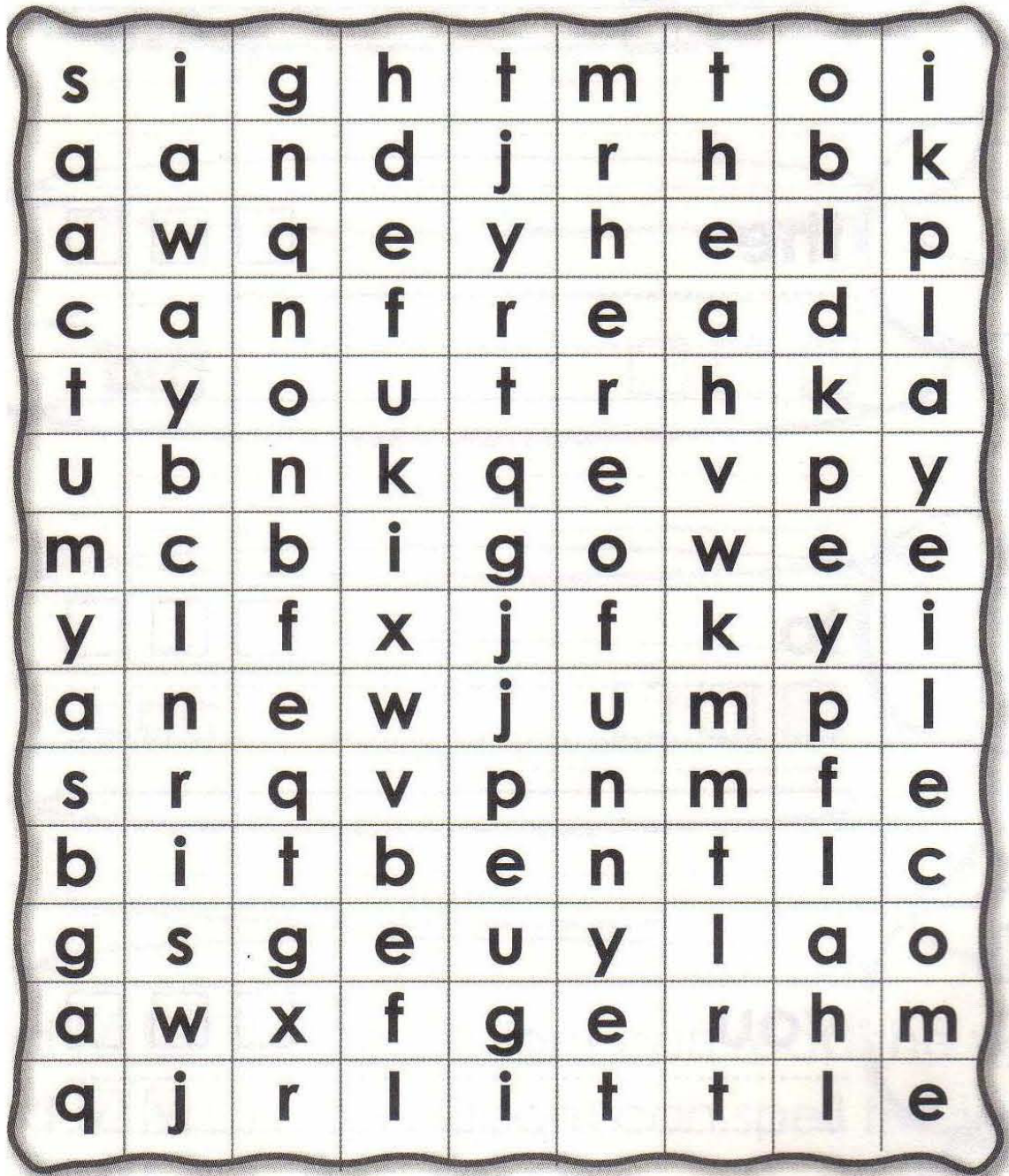
 with



on



Circle the 20 sight words.




(取自 閱讀初階 220 個英文常用字教學, 楊耀琦著)

學校名稱：成功國小

教學者：李美慧

There Was an Old Lady Who Swallowed a Fly

書籍封面照片



There Was an Old Lady Who Swallowed a Fly tells the story of an old woman who swallowed increasingly large animals, each to catch the previously swallowed animal. There are many variations of phrasing in the lyrics, especially for the description of swallowing each animal. The spider and fly are described each verse, but the other animals are only described when they are introduced. The joke of the song comes from the fact that the woman clearly should have died after swallowing the bird, but manages to swallow even more animals of ridiculous sizes with no problem and survives, and yet she suddenly dies after swallowing a horse.

教學流程：

1. Read the story in class.
2. Review the textbook content about past tense verbs.
3. Group-work to finish the worksheet (D) of circling all the past tense verbs.



Students' work



資料來源：

<http://bethsmusicnotes.blogspot.tw/2012/01/there-was-old-lady-who-swallowed-fly.html>



基隆市成功國民小學活動相片



說明

Free Reader's Time

圖片
主題



活動名稱：六年級英語閱讀教學活動－自由閱讀時間

說明

Free Reader's Time



實施日期：100學年度
實施地點：英語多媒體教室